

Intelligent Ventilation

Axial Fan Range



Established over 40 years ago on principles of high quality, fan engineering solutions, future focused innovation, strong relationships and the value of people. Elta Fans was one of the original members of Elta Group.

Today, it is an internationally recognised leader in axial flow fans and impellers with pioneering technologies that also include the world's first adjustable-pitch mixed-flow impeller.

The axial ranges manufactured in our Asian factories incorporate the Elta Fans impeller designs which are renowned across the world for performance and efficiency.





PART OF ELTA GROUP

Across all of our people, in all of our businesses, on all continents on which we operate, Elta Group has one purpose: To enhance life through air.

Over 20 years we have been a proudly independent, family-owned group, but our foundations were laid over 45 years ago. Our foundations were built on an entrepreneurial spirit and a clear vision of meeting market needs and improving air quality. These have seen us become a leader in high-integrity solutions that move, filter, treat and distribute air, from agriculture to building services to applied technology. We're never standing still, always living and breathing our cause, and looking to the horizon.

eltagroup.com



Europe
Africa
Asia
Australasia
REGIONS

Building Services
Applied Technology
Agriculture
International
MARKETS

Fans
Air Handling
Heat Recovery
Filtration
Natural Ventilation
Acoustics
Air Distribution
Controls
Heating
Cooling
Welfare
Lighting
PRODUCTS



A black and white photograph showing a close-up of industrial fan components. In the foreground, a metal flange with a circular hole is visible. In the background, a curved metal surface features embossed text that reads "FAN" and "1000".

World class construction

All our axial fan casings are rolled and flanged from either pre-galvanised sheet or heavy-gauge mild steel that is hot-dip galvanised after manufacture. All hot-dip galvanising of axial flow fan products is to BS EN ISO 1461:2009 and is the standard finish on the fans larger than 800mm diameter and their accessories. The standard casings enclose the impeller and motor completely. Weatherproof external terminal boxes are standard.

The motor is wired into the external terminal box through flexible terminal weatherproof conduit and a separate earthing screw is provided.

An inspection hatch is standard on fans 900mm diameter and over; a 50mm sight hole is fitted on smaller fans.

Flameproof or increased-safety motors are wired to the outside of the case and left with a generous length of lead. This is so the client can connect to their own terminal box in accordance with the requirements for the particular hazardous zone.

Globally renowned impeller technology

Elta Fans impellers use the latest technology in axial impeller design, resulting in enhanced pressure development, energy efficiency and reduced noise levels.

There are three main ranges:

Elta Fans 1000: 315 to 1000mm diameter using 150 or 250mm diameter hubs.

Elta Fans 1400: 800 to 1400mm diameter using 255 or 350mm diameter hubs.

Elta Fans 2000: 1250 to 2000mm diameter using 400 or 550mm diameter hubs.

Blades & hubs

Our blades have been designed for optimal performance, for both aerodynamic needs as well as noise characteristics. They are available in a range of materials. All hubs use Elta Fans TECH-LOCK® taper bushes as standard. The bush ensures ease of fitting and removal of the impeller from the motor shaft should adjustment of the pitch angle, cleaning or repair of the impeller prove necessary.


Fixings & balancing

All impellers are assembled using high-tensile, zinc-plated set screws and self-locking nuts. The balance of all impellers is carefully checked before leaving our facilities to ensure vibration-free running.

Fully adjustable

All impeller pitch-angles are fully adjustable. For the Elta Fans Range, up to size 1400, the required blade angles are set on jigs but sizes up to 1000 may also be set utilising the graduated scale at the root of each blade. For the Elta Fans 2000 Range, pitch angle setting is by protractor.

For performances beyond those detailed, and for applications such as mine and tunnel ventilation, please refer to our experienced team for more information.





A job done right

At Elta Fans, we pride ourselves on our integrity and reliability as a supplier. We respect that this is your project. To ensure that your project is the best it can be, when working with us, you get a partnership with as much or as little involvement from us as you need.

We have a dedicated sales team with individuals who are specifically trained to be experts in their individual market. When you place an order with us, you are allocated a direct point of contact to ensure consistency throughout the sales process. Our dedicated projects team constantly monitor projects, giving customers updates on their order as often as they need them.

From order processing to manufacture and all the way through to delivery, our dedicated aftersales team follow an established process to ensure we don't lose visibility of the project at any stage.

AP SERIES



The AP Series of axial flow fans is available in an extensive range of variants and airflow performance. They can be manufactured to handle most conditions from ambient air to hot, corrosive or explosive gases and can be ordered in sizes extending from 315 to 2000mm diameter.

Features

- Standard casings are made of durable hot-dipped galvanised steel or pre-galvanised steel.
- Casings with special coatings such as epoxy paint can be supplied.
- Casings of stainless steel or other materials can be supplied.
- Ability to select a fan with a specific impeller pitch angle ensures selections can be made accurately to the specification.
- All impellers are adjustable pitch aerofoil section.
- Impeller materials range from GRP (standard), aluminium, nylon and anti-static.
- Casing designs for direct-drive, belt-drive, smoke-spill and bifurcated applications are available.
- Can be supplied with motors to meet Ex e, Ex d, Ex nA and Ex tD Standards.
- Available in various models; direct-drive, direct-drive vertical mounted, belt-drive and bifurcated direct-drive.

Typical Applications

Commercial and industrial supply or exhaust air applications such as shopping centres, office buildings and car parks, through to industrial processes and equipment ventilation.

Smoke-spill Applications

The APS Series has been tested to meet the air performance and high temperature test requirements of Standards AS/NZS1668.1:1998 and AS4429:1999; both tests are mandatory. For advice on smoke-spill wiring requirements refer to the above standards.

Hazardous Fume Applications

AP Series fans can be made to accommodate requirements for corrosive fume and explosion risk applications. Special coatings and alternative materials, such as stainless steel, are available as well as increased safety motors and anti-static impellers. Our sales engineers are able to assist with requirements, which must be specified at time of quotation.

Construction

Casings are hot-dip galvanised mild steel, or pre-galvanised steel. Impellers can be GRP (standard) or aluminium. Anti-static blades for hazardous applications up to 1400mm diameter are also available.

Motors

Type - squirrel cage, induction motors to suit virtually any application.

Electricity supply - three-phase to suit a wide range of voltages and frequencies.

Bearings - ball

Motors to meet Ex e, Ex d, Ex nA and Ex tD Standards can be fitted.

Internal Thermal Protection

Thermal protection can be provided as an optional extra.

Testing

Airflow tests to BS848:Part 1, 1980 (for our 315 to 1000mm diameter models) and ISO5801:1997 (for our 1250 to 2000mm diameter models)

Noise tests to BS848:Part 2, 1985

Ancillary Equipment



CP Series -
Circular silencers



Vibration isolators



Matching flange



Mounting foot



Inlet cone




Finger guards



Inverter

The Complete Series



AP Series - Direct-drive

For a wide range of applications.

APV Series - Direct-drive vertical mounted

For applications where the fan must be installed vertically.

APS Series - Direct-drive smoke-spill


For smoke spill applications.

APB Series - Belt-drive

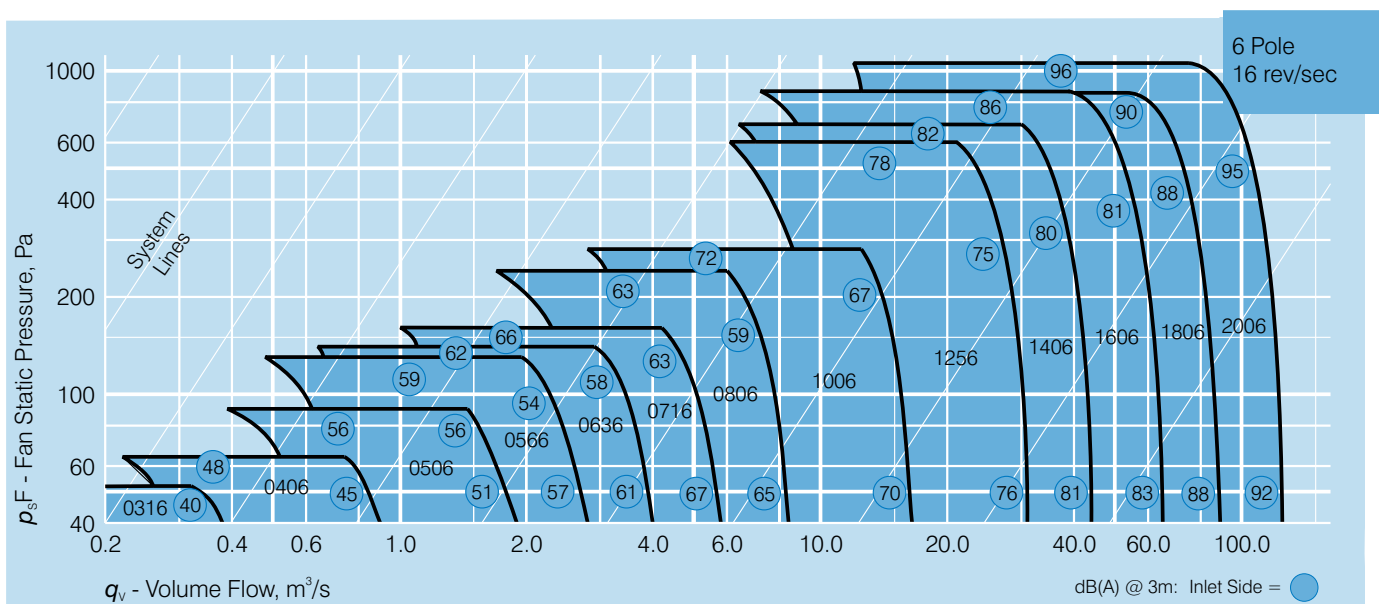
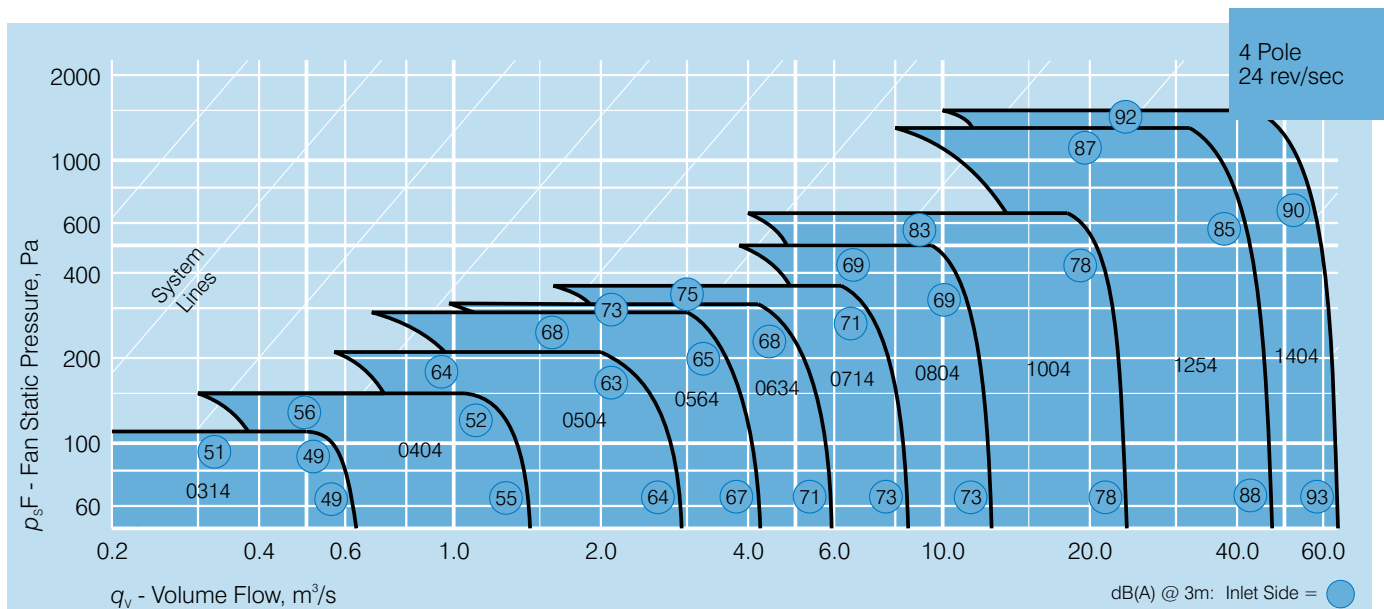
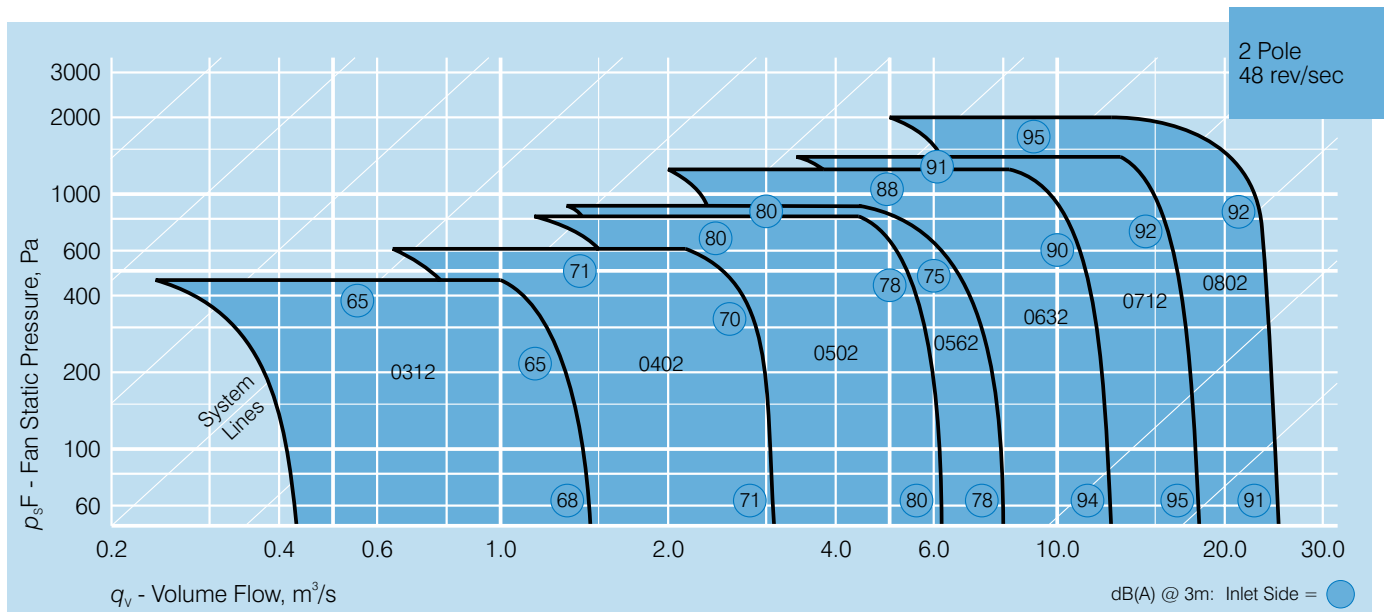
For applications where the motor must be out of the air stream.

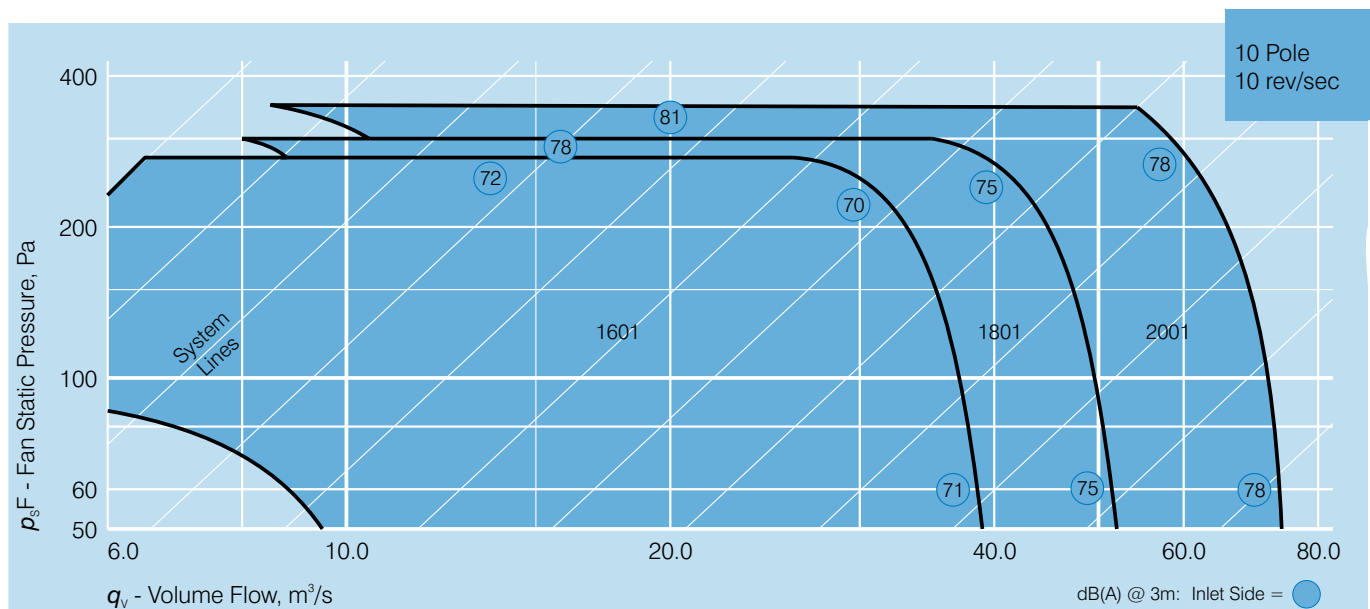
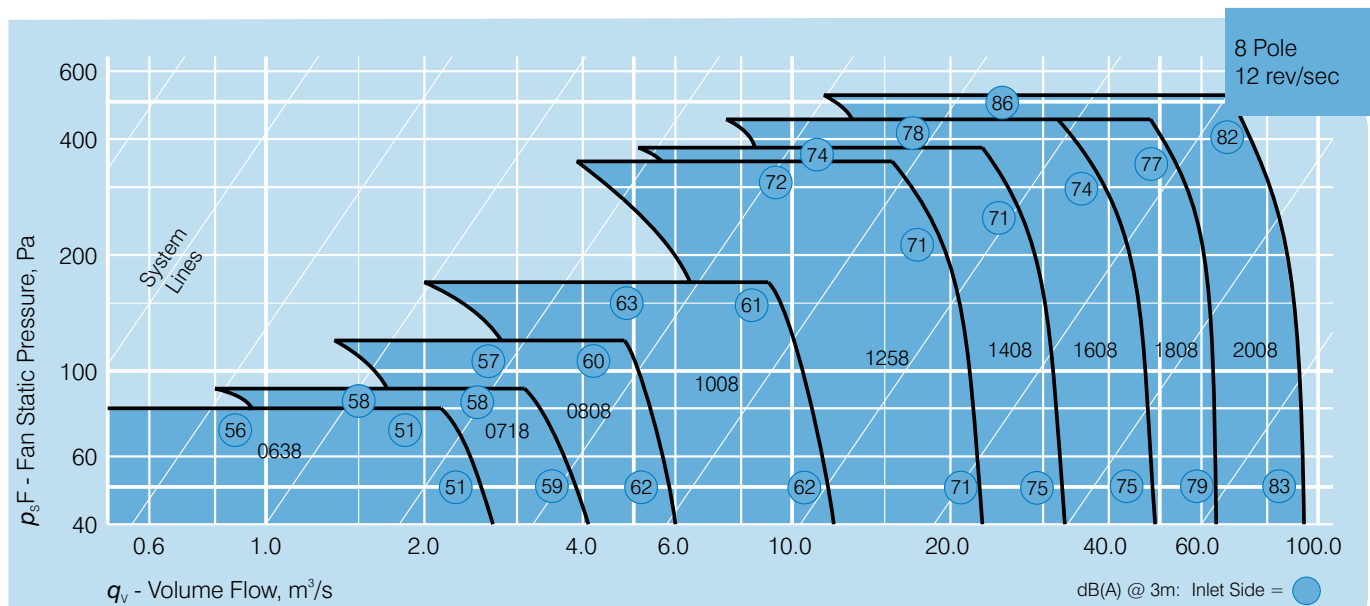
BFA Series - Bifurcated, direct-drive

For applications involving toxic, noxious, abrasive and hot gases.



Performance Curves





Elta Fans Malaysia Sdn Bhd (714973-T), No. 147, Jalan TUDM Kampung
Baru Subang, 40150 Shah Alam, Selangor West Malaysia, Malaysia

Tel: +603 7846 0340 **Fax:** +603 7842 1132

Email: info@eltafans.asia **Website:** www.eltafans.asia

A BRAND WITHIN  ASIA

