


SQ SERIES

Adjustable Pitch Axial Fan

SQ SERIES



Description

The SQ Series of square plate axial flow fans is a high quality, robust product with 9 sizes ranging from 315 to 1250mm diameter. They are suitable for a wide range of commercial and industrial applications.

Typical Applications

Capable of exhausting or supplying air in diverse environments ie. ambient air, hot air, as well as toxic, noxious, corrosive and explosive gases. See Additional Information.

Features

- Heavy duty, hot-dipped galvanised steel construction.
- Wide range of speeds and capacities available.
- Speed-controllable using variable speed drives.
- Conical inlet improves airflow and noise performance.
- Case available in other materials such as stainless steel.
- Can be supplied with special coatings.
- Tech-Lock® bushes are standard to facilitate the easy removal and fitting of impellers for cleaning and maintenance.
- Impeller blades are injection moulded GRP. Aluminium, nylon and anti-static blades are also available for explosion risk applications.
- For Smoke-Spill applications - The SQ Series has been tested to meet the air performance and high temperature test requirements of Standards AS/NZS1668.1:1998 and AS/NZS4429:1999.
- Can be mounted in any position.
- Extensive range of matching Ancillary Equipment available.

Construction

The square plate is of hot-dipped galvanised steel construction. Impellers are GRP. Aluminium, nylon and anti-static blades are also available.

Motor

Type - squirrel cage induction motor.

Electricity Supply - 230V, single or 415V three-phase, 50Hz.

Bearings - sealed for life, ball.

Speed-controllable using variable speed drives.

Maximum ambient when being speed-controlled is 40°C.

Motor for a wide range of non-standard applications can be fitted.

See pages O-3/4 for details of these motors.

Internal Thermal Protection

Can be provided as an optional extra.

Testing

Airflow testing to 1000mm dia - BS848:Part 1, 1980

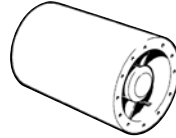
1250mm dia - ISO5801:1997

Noise tests to BS848: Part 2, 1985

Weights

See pages C-28/29 for details.

Ancillary Equipment



C..P - Circular silencers
Ref. Section H-8/11



FG - Finger guards
Ref. Section J-9



Variable speed drives
Ref. Section M

Additional Information

Quick selection envelope curves are shown on pages A-24/25. For more accurate selections refer to the Intelligent Ventilation Product Selections Program.

Selection should be made using Type A installation (Free inlet, Free outlet). Refer to page C-2 for further information.

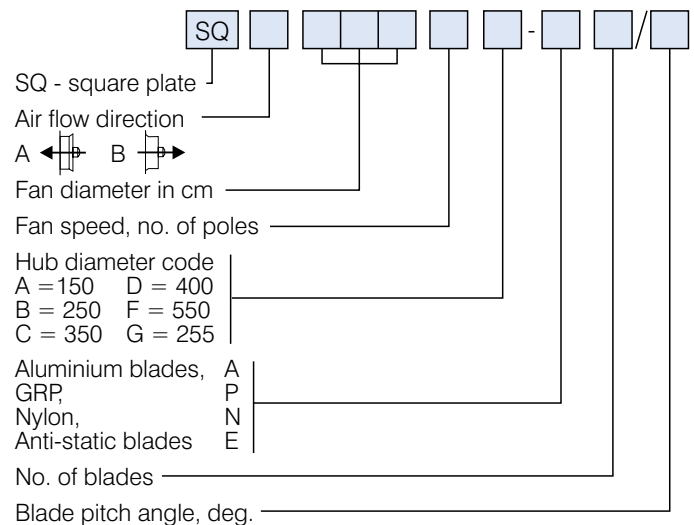
Suggested Specification

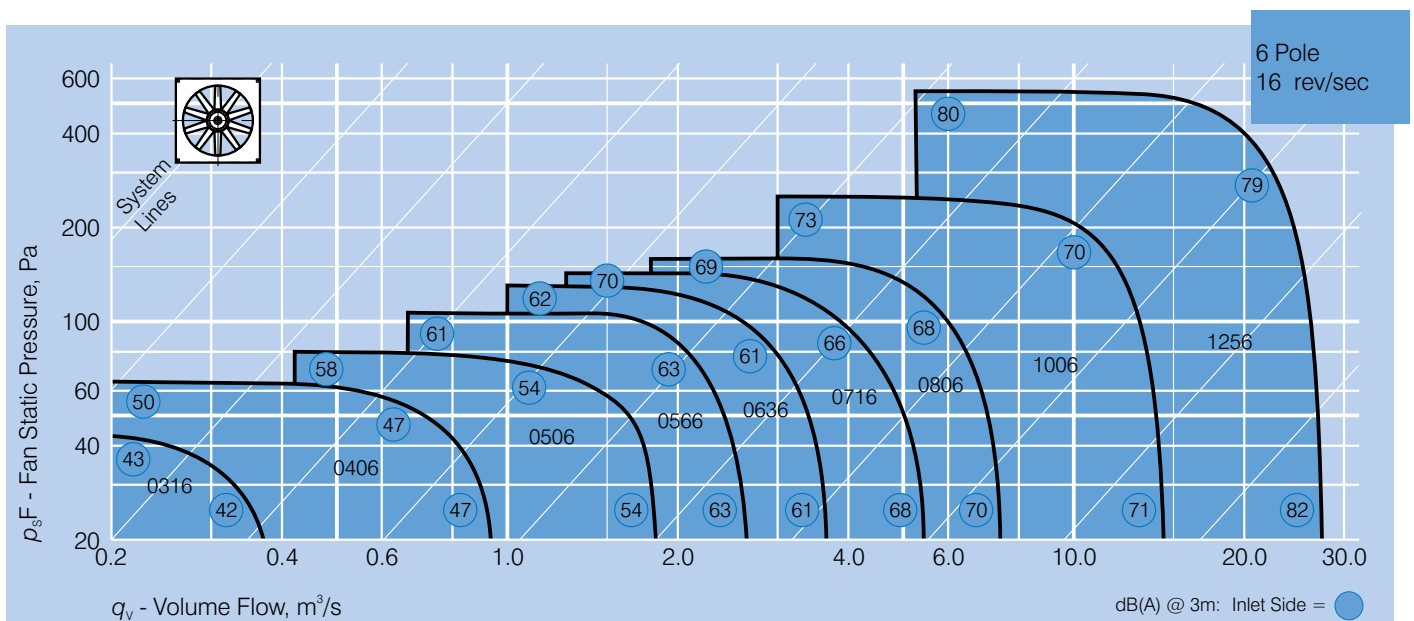
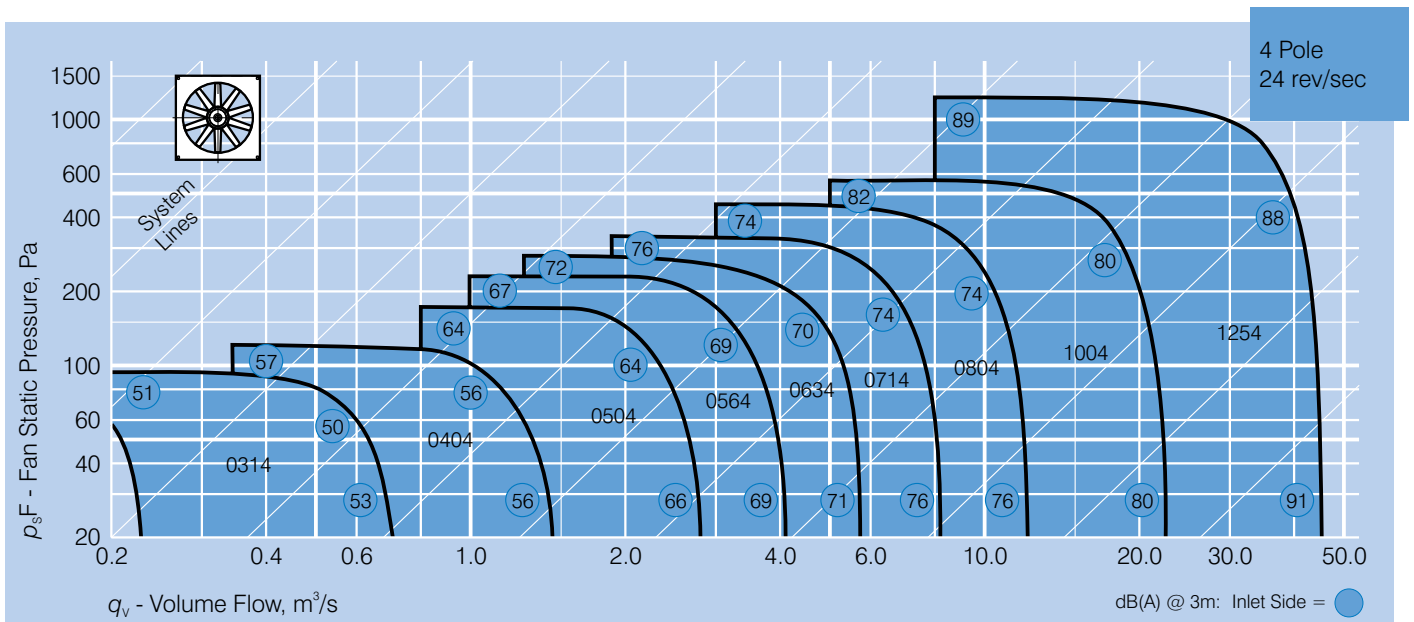
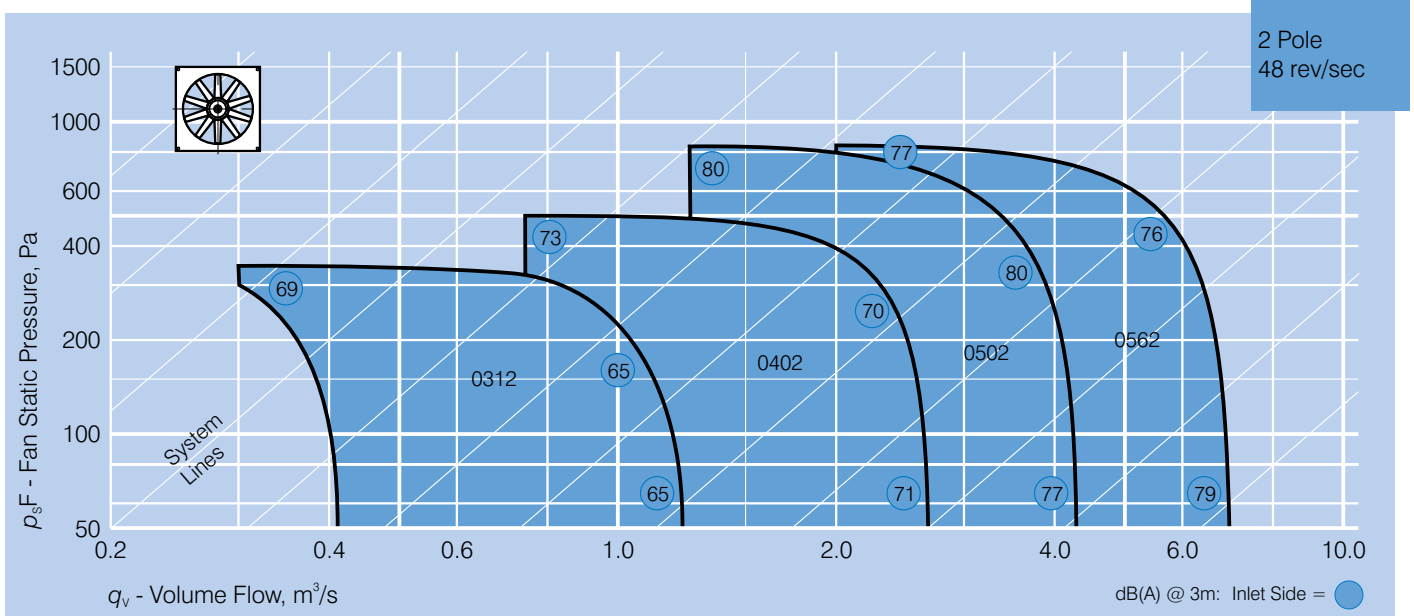
The square plate axial flow fans shall be of the SQ Series as designed and manufactured by Elta Fans and be of the model numbers shown on the schedule/drawings.

Square plates shall be of hot-dipped galvanised steel. Impellers shall be of GRP, nylon, aluminium or anti-static as required for the application.

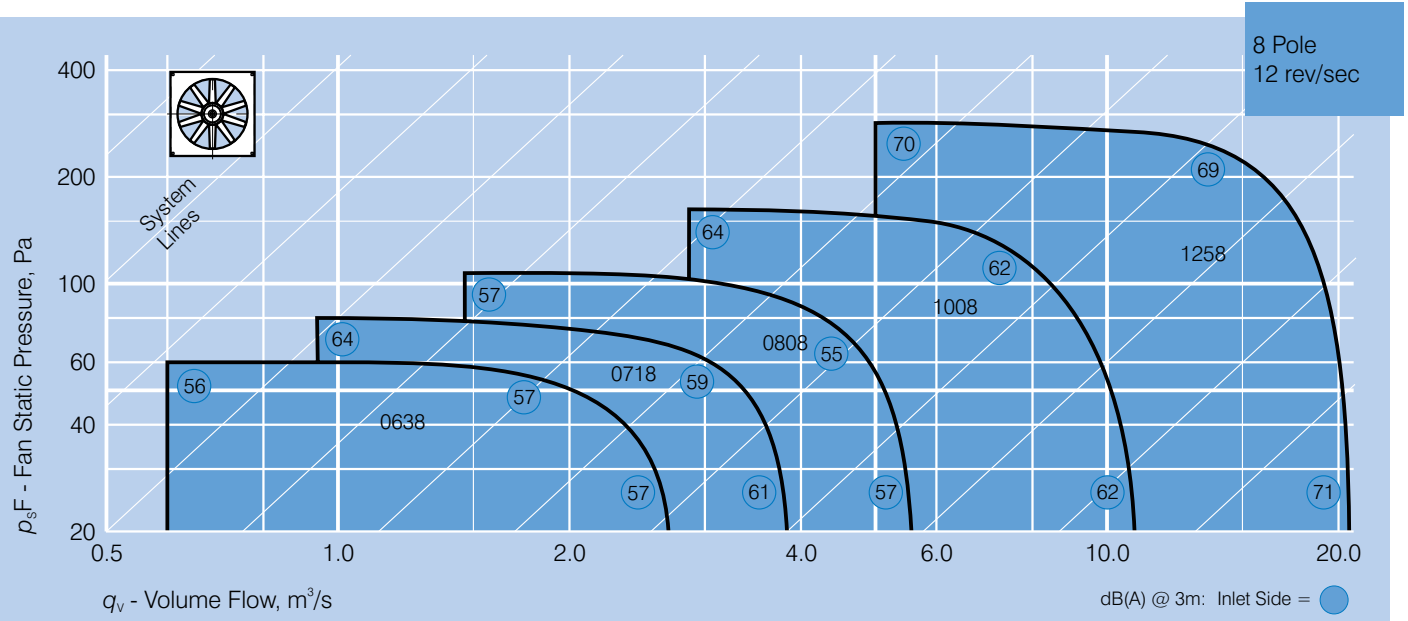
All performances shall be based upon tests to BS848:Part 1, 1980 or ISO5801: 1997 for airflow and BS848:Part 2, 1985 for noise.

How To Order





SQ SERIES



Dimensions

Model Number	Dimensions, mm					
SQA/B..	A□	B□	CØ	DØ	EØ	F1*
0312/4/6	430	380	315	382	9	420
0402/4/6	540	490	400	467	9	420
0502/4/6	655	615	500	587	11	460
0562/4/6	725	675	560	647	11	460
0634/6/8	805	750	630	717	11	460
0714/6/8	850	810	710	797	14	490
0804/6/8	970	910	800	887	14	490
1004/6/8	1170	1110	1000	1088	14	See Motor frame table
1254/6/8	1420	1360	1250	1338	14	See Motor frame table

Unit weights can be determined from pages C-28/29

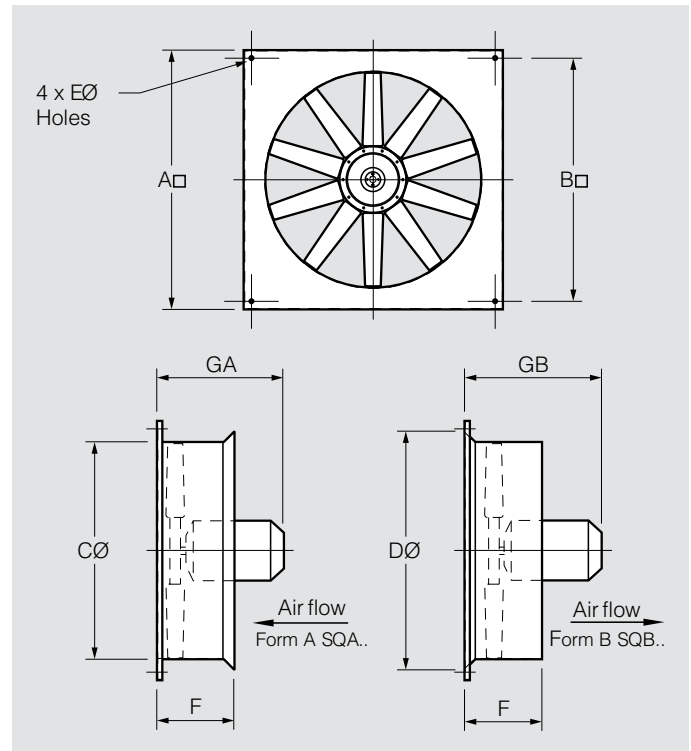
* F1 is applicable to fans with motors up to D112M frame. See Motor frame table
F2 for sizes D132S and above.

Motor frame table

Frame size	F2†	GA**	GB**
D71	345	369	409
D80	385	435	475
D90S	425	464	504
D90L	425	489	529
D100L	480	567	607
D112M	480	610	650
D132S	560	643	683
D132M	560	683	723
D160M	695	753	793
D160L	695	798	838
D180M	730	819	859
D180L	730	859	899

† F2 is applicable to Ø310 to Ø800 fans with motors D132S frame and above and to all motor frame sizes for Ø1000 and Ø1200 fans.

** Dimensions GA & GB are approximate as they vary with the make of motor.





Elta Fans Malaysia Sdn Bhd

Tel **+603 7846 0340**

Fax **+603 7842 1132**

Email **info@eltafans.asia**

No. 147, Jalan TUDM Kampung
Baru Subang, 40150 Shah Alam,
Selangor West Malaysia, Malaysia

eltafans.asia

SQA/B-08-2019 Issue A



FS 676456

A MEMBER OF  ELTA GROUP