


COMPACT 2000 SERIES

Square Plate Axial Fan

COMPACT 2000 SERIES



Description

The Compact 2000 Series of square plate axial fans is a high quality, robust product with 10 sizes ranging from 250 to 800mm diameter. They are suitable for a wide range of commercial and industrial applications and can be speed controlled to better manage energy consumption.

Typical Applications

Capable of exhausting or supplying air in environments containing both clean ambient air and toxic noxious gases. See Additional Information below.

Features

- Robust high quality construction.
- Inlet guard is incorporated as standard for models 025 to 063 and is an optional extra for models 071 and 080.
- The 040 to 063 size range in 3 phase are fitted with 2-speed star/delta motors as standard.
- Capable of operating across a wide temperature range; -20°C to 70°C.
- A flying lead with junction box and 20mm dia flexible conduit is fitted as standard to models 025 to 063.
- Can be mounted in any position.
- An extensive range of matched Ancillary Equipment is available.

Construction

The square plate is manufactured from galvanised steel with an additional high quality polyester epoxy finish as standard. Impellers have GRP blades as standard; aluminium and nylon blades are an optional extra. Non-sparking blades can be fitted to models 071 and 080.

Motor

Type - squirrel cage induction motor.
 Electricity supply - 230V single or 415V three-phase, 50Hz.
 Bearings - sealed for life, ball.
 Operating temperature range; -20°C to 70°C.
 Maximum ambient temperature when being speed controlled is 40°C.
 IP55 rating.
 All three phase models in the 040 to 063 range are fitted with 2-speed star/delta motors as standard.
 Models to 063 can be speed controlled using electronic or auto-transformer controllers.
 See pages O-3/4 for details of these motors.

Internal Thermal Protection

Manual-reset thermal protection is supplied as standard up to model 063 and as an optional extra on models 071 and 080.

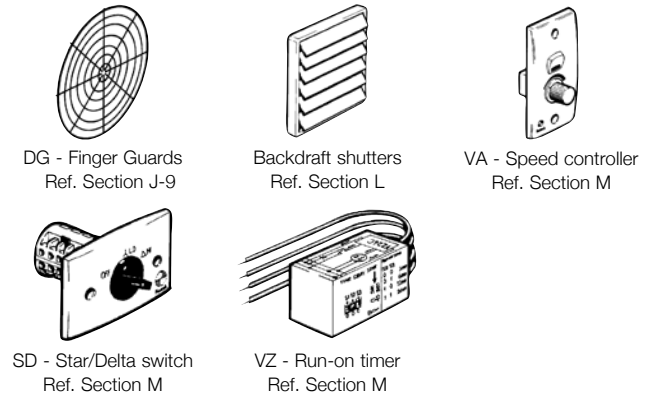
Testing

Airflow tests to AS ISO5801:1997
 Noise tests to BS848:Part 2, 1985

Additional Information

Derate the airflow by at least 25% if the airflow direction is reversed from standard. Add the suffix "R" to fan code.

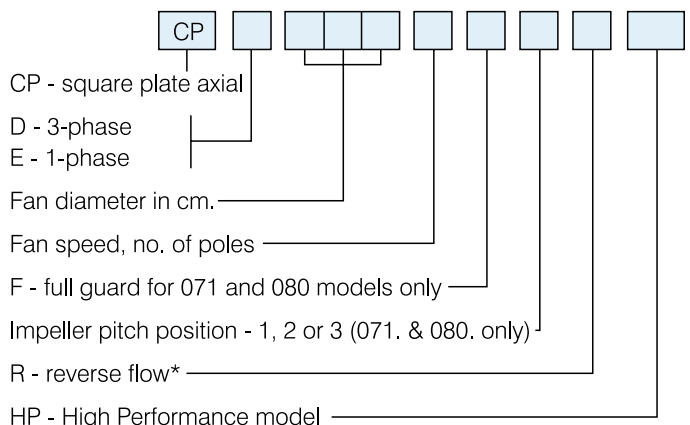
Ancillary Equipment



Suggested Specification

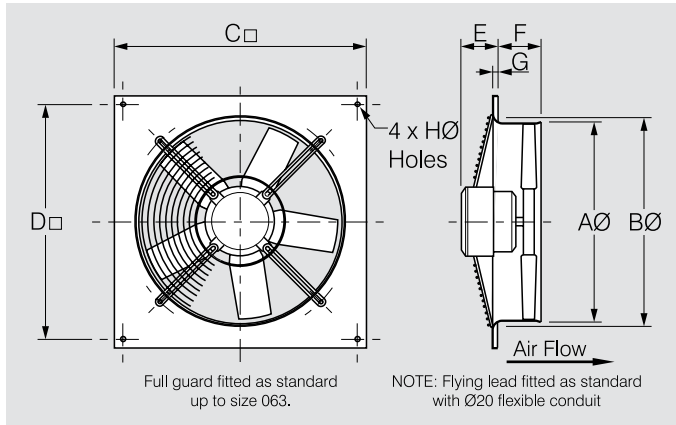
The Compact 2000 Series of square plate mounted axial fans shall be as supplied by Elta Fans.
 The axial impellers shall have GRP blades
 Square plates shall be made from galvanised steel with a polyester epoxy finish.
 All models shall be fully tested to AS ISO5801:1997 for airflow and to BS848:Part 2, 1985 for noise

How To Order



COMPACT 2000 SERIES

Dimensions

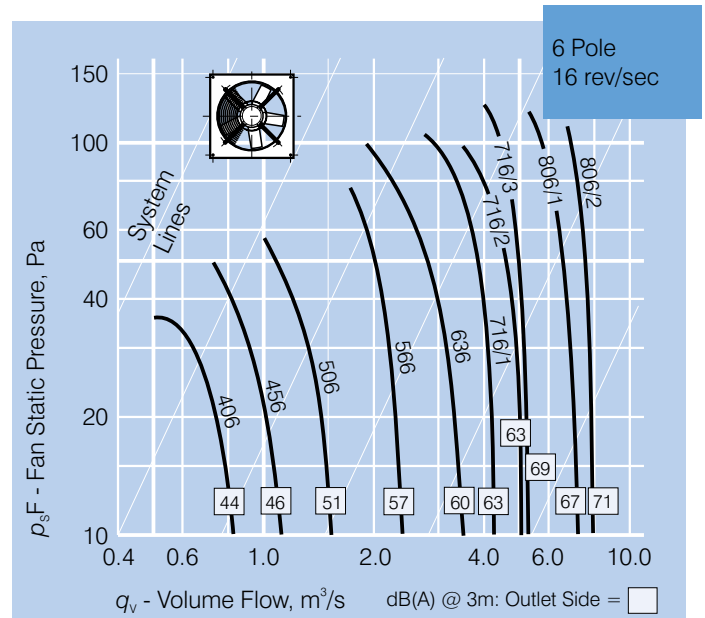
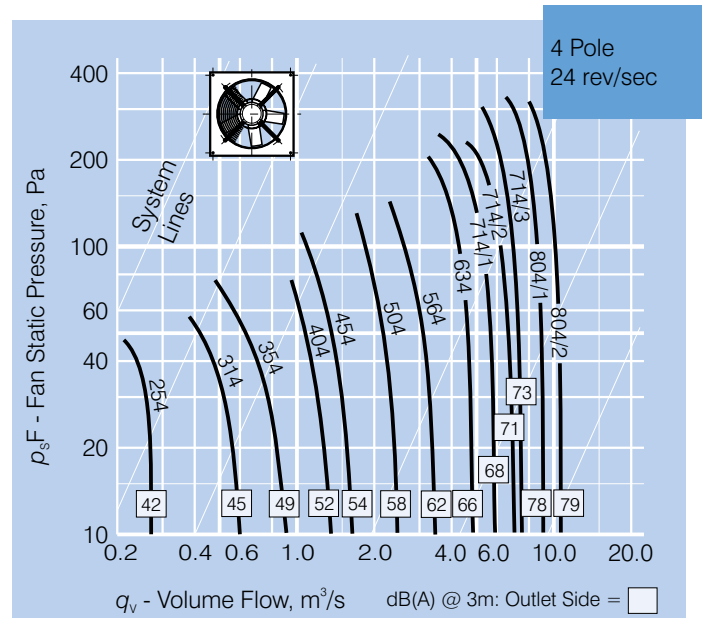
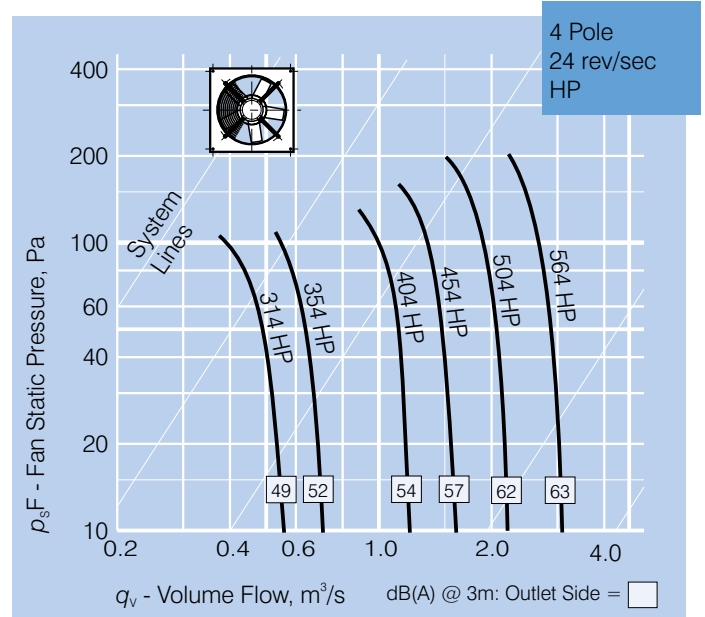


Model	Dimensions, mm								App. wt. kg	App. vol. m ³	
	CP..	AØ	BØ	C□	D□	E	F	G			HØ
025.		263	285	370	320	98	74	15	6	5.5	0.03
031.		325	330	430	380	95	85	10	9	10	0.04
035.		360	370	485	435	95	85	10	9	10	0.05
040.		410	420	540	490	95	95	12	9	15	0.07
045.		460	470	575	535	95	95	12	11	17	0.08
050.		510	535	655	615	145	100	15	11	24	0.13
056.		575	600	725	670	145	100	15	11	27	0.16
063.		645	670	805	750	140	105	20	11	34	0.22
071.		716	760	850	810	*	98	22	14.5	37/61	0.40
080.		809	860	970	910	*	133	22	14.5	50/99	0.63

Motor	
Frame Size	* E
D90S	222
D90L	238
D100L	304
D112M	346
D132S	367
D132M	405

Note:

The selections shown here are based on fixed pitch impellers. If units with different performances than those shown here are required, refer to the SQ Series on pages A-23/25.



COMPACT 2000 SERIES

Technical Data & Noise Levels

Model CP..	Nom. Speed rev/ sec	Avg. dB(A) @ 3m	CPE.. 1 ph.		CPD.. 3 ph.		Max. amb °C	In-duct Sound Power Levels L _w dB re 1pW								
			kW	Amps*	Frame**	kW		Amps*	63	125	250	500	1k	2k	4k	8k
0254	23	42	0.09	0.90	-	0.12	0.50	70 ^Δ	66	64	61	60	56	55	51	45
0314	23	45	0.09	0.90	-	0.12	0.50	70 ^Δ	69	67	63	63	60	57	53	49
0314HP	23	49	0.09	0.90	-	0.12	0.50	70 ^Δ	65	69	69	62	65	64	57	44
0354	23	49	0.09	0.90	-	0.12	0.50	70 ^Δ	71	70	65	67	66	59	55	54
0354HP	23	52	0.09	0.90	-	0.12	0.50	70 ^Δ	68	72	72	65	68	67	60	47
0404	23	52	0.25	1.80	-	0.37	1.40	70 ^Δ	71	72	68	70	69	64	61	56
0404HP	23	54	0.25	1.80	-	0.37	1.40	70 ^Δ	68	70	70	69	71	69	61	52
0406	15	44	0.12	1.05	-	0.18	0.68	70 ^Δ	67	63	66	63	61	53	48	43
0454	23	54	0.25	1.80	-	0.37	1.40	70 ^Δ	74	75	72	71	70	67	64	56
0454HP	23	57	0.25	1.80	-	0.37	1.40	70 ^Δ	71	73	73	72	74	72	64	55
0456	14	46	0.12	1.05	-	0.18	0.68	70 ^Δ	66	64	66	64	61	58	54	45
0504	23	58	0.55	3.60	-	0.55	1.75	70 ^Δ	77	81	78	73	72	72	69	62
0504HP	23	62	0.55	3.60	-	0.55	1.75	70 ^Δ	73	74	74	76	79	76	74	62
0506	14	51	0.18	1.55	-	0.25	0.94	70 ^Δ	72	67	69	68	69	63	57	51
0564	23	62	0.75	4.90	-	0.75	2.00	70 ^Δ	81	83	80	79	78	75	73	67
0564HP	23	63	0.75	4.90	-	0.75	2.00	70 ^Δ	76	74	77	78	80	77	75	66
0566	14	57	0.25	2.20	-	0.25	0.94	70 ^Δ	76	73	76	76	73	71	60	56
0634	23	66	-	-	-	1.50	4.30	70 ^Δ	81	82	86	84	80	78	77	72
0636	14	60	0.55	6.00	-	0.55	2.00	70 ^Δ	83	80	78	77	76	73	68	59
0714/1	23	68	-	-	D100La	2.20	4.60	40	90	80	84	83	83	82	81	76
0714/2	23	71	-	-	D100Lb	3.00	6.20	40	87	84	87	87	86	84	84	75
0714/3	23	73	-	-	D112M	4.00	8.00	40	91	90	93	91	87	86	83	77
0716/1	16	63	-	-	D90S	0.75	2.20	40	85	79	77	83	78	73	71	63
0716/2	16	63	-	-	D90L	1.10	3.00	40	84	81	82	83	78	73	72	61
0716/3	16	69	-	-	D100L	1.50	3.30	40	90	84	85	89	86	79	72	68
0804/1	23	78	-	-	D132S	5.50	10.50	40	90	83	89	92	95	93	88	81
0804/2	23	79	-	-	D132M	7.50	15.80	40	96	93	94	95	94	93	89	82
0806/1	16	67	-	-	D100L	1.50	3.30	40	90	86	85	87	82	77	73	65
0806/2	16	71	-	-	D132S	3.00	6.30	40	92	84	88	89	87	84	78	69

* Amperages shown are a guide only, refer to our Sales Department for accurate figures at time of order.

** Use inverter controllers for variable speed.

Electrical data in **bold** type refers to fans that are fitted with 2-speed star/delta motors as standard. High speed data shown.

Δ Maximum ambient is 40°C when being speed controlled.

The In-duct Sound Power Levels are for the Outlet Side of the fan; Inlet Side values are generally 1-2 dB lower. The levels are based on the fans operating at approximately 50% of peak pressure.

Elta Fans Malaysia Sdn Bhd

Tel **+603 7846 0340**

Fax **+603 7842 1132**

Email **info@eltafans.asia**

No. 147, Jalan TUDM Kampung
Baru Subang, 40150 Shah Alam,
Selangor West Malaysia, Malaysia

eltafans.asia

CPD/E-08-2019 Issue A



FS 676456