

# THE LOWRY

---

## Technical Specification

### Studio 1

---

The Lowry  
Pier 8  
Salford Quays  
Manchester  
M50 3AZ

---

## Get In

---

- 1) Via Small Goods lift (Street Level) dimensions 1.10m (W) x 1.10m (L) x 2.10m (H)
- 2) Via Goods lift dimensions 2.5m (W) x 4.0m (L) x 3.0m (H) and along a corridor minimum dimension 1.6m (W) x 2.04m (H)

## Stage Area

---

### Studio 1

Type of stage: End, Thrust, Promenade flat floor and in the round. No proscenium.  
Max depth in End Stage format = 8m with 3 front rows or 6m with 5 front rows & 11m without front rows, max width = 10m

Entrances are USL & USR masked with a leg, please note USL entrance is also a public fire exit and sets must give clear access across the performance space to this door.

Clear height to under truss: 4.1m with additional 1/2m clearance through truss in some areas.

Stage floor flat: 1m x 2m Vario Airstage stage units finished in black stained 18mm plywood. **Fixings into the floor are to be kept to a minimum & are at the technical department's discretion – max size of fixing is a No.8/4.5mm Screw.**

**PLEASE NOTE THAT DUE TO A VOIDED FLOOR PYROTECHNICS ARE NOT PERMITTED IN THE STUDIO.**

## Seating capacity

---

End stage 140 (170 with Row DD & EE added)

### Other formats by arrangement pre-sale only

Thrust stage	168
Flat Floor (10m x 11m performance area)	100
Traverse	198
In the round	218

A series of fifty five 2m x 1m Airstage units, a bleacher-seating unit & loose seating reconfigure the theatre for the various seating formats. Staging formats other than End Stage are subject to staffing costs to reconfigure the space & require a separate crew call to the fit-up & get-out.

## Control Position

---

Located at the rear of the bleacher seating on stage left, note this is not an enclosed control room

## Backstage accommodation

---

### Dressing rooms

Ground floor:	Dressing room 1	4 with shower
	Dressing room 2	4 with shower +WC

There are two Classrooms that are sometimes available as additional 'Chorus' Rooms. Please check with the Programming team for availability.

## Wardrobe

---

The Studio is equipped with a domestic washer / dryer and located in the dressing room corridor.

## Backstage cafeteria / green room at first floor level.

(Please advise of any special catering needs so arrangements can be made with our catering department)

## Rigging

---

The space has a 9650mm x 10795mm Tomcat truss suspended on 6 x 500kg Lodestar hoists over the performance area. The maximum loading of this truss is 30kg per meter and a total UDL of 1500kg. The fix lighting rig, speakers & masking has an approximate loading of 1200kg. Additional suspended items are limited to a maximum 300kg. There is no counterweight, hemp, winch or powered flying for use during shows.

## Masking

---

Tracked black serge drapes on both sides and rear of the performance space.

Black serge Legs USL & USR to create entrances (End stage format)

1 Full width white cyclorama 4.1m drop x 8m width

**It is not possible to create winged entrances in the space due to sightlines**

## Access equipment and rigging accessories

---

1 x Set 9 tread Zarges

1 x A Frame ladder

## Licensing Requirements

All scenic elements should be made up from non-combustible material and/or inherently flame retardant fabrics. Timber scenery should meet Class 1 when tested in accordance with BS 476 Pt 7. The scenery should be visibly stamped to this effect or it's standard should be supported by suitable certification.

## Temporary Electrical Supplies

---

Rear stage

1 x 63ATPN BS 4343 socket

### Clean earth supplies for sound:

Rear stage

63A SPN BS 4343 socket

Adjacent to all sound boxes

20A SPN BS 4343 Powercon

Amp room

32A SPN BS 4343 socket

## Stage Lighting Control

---

Console: ETC Ion With 2 x 20 fader wing; 1 x 23inch touch screen 1 x 23 inch display

House lights are controllable from the LX desk or a Strand Lighting Outlook station

### Dimmers

Strand LD90 72 x 2.5kw, (48 patch ways over stage/12 USR and 12 FOH)

DMX and Ethernet System and Patch

## Lantern Stock

---

**Studio 1 has a standard LX rig, which has several washes, specials and cyc floods. A plan in PDF & Wysiwyg format is available.**

**Please note whilst this rig is fixed in location it may require to be coloured or focused as part of your get-in & set-up.**

**Units maybe re-rigged however any that are MUST be reinstated as part of the get-out. The rig does not have to be refocused as part of that work.**

### Profiles

13 x	Cantata 18/32	1200w (FOH rig)
9 x	Cantata 26/44	1200w (FOH rig)
6 x	ETC S4 50 deg	575w (Stage rig)
6 x	ETC S4 Junior 25/50	575w (4 in stage rig)
2 x	ETC S4 Junior 50 deg	575w (Loose stock)
6 x	CCT Freedom 15/32	600w (Loose stock)
6 x	CCT Freedom 28/58	600w (Loose stock)

### Fresnels / PC's

12 x	Selecon Rama 7/50	1200w (Stage rig)
6 x	Strand Cantata PC	1200w (Stage rig)
6 x	CCT Freedom Fresnel	600w (Loose stock)
6 x	CCT Minuette Fresnel	500w (Loose stock)

### Par-Cans

14 X	Short Nose Par 64 C/W CP88 MFL lamp	500w (8 in Stage rig)
6 X	Short Nose Par 64 C/W CP60 VN5P lamp	1kw (Loose stock)
2 X	Pairs M16 12 volt birdies	75w
8 X	ETC ColorSource Par with Narrow Oval	100w (8 in Stage rig)
6 X	ETC ColorSource Par with Wide Oval	100w (6 in Stage rig)

### Floods

5 x	Strand Coda 4 cell	300w (Stage rig)
-----	--------------------	------------------

### No Followspots

Various stands/scaff/cables/multicores etc.

**Visiting companies must supply their own gel** though a small stock of Pre-cut colour is available FOC any colour cut from stock will be recharged to the production.

## Sound and Communications

---

### Audio tie line infrastructure

Audio tie lines terminating on amp room audio jackfield, terminating on multi-pin sockets in the rear auditorium and USR & MSL.

### Loudspeaker line infrastructure

Loudspeaker lines on NL4 sockets terminated on audio rack loudspeaker patch.

### Sound mixing console

Yamaha LS9/16 Digital console

Or

Allen & Heath Mix Wizard 14:4:2 10 mic channels/2 Stereo Channels

### Loudspeaker system

2 x D&B Ci6 Full range speakers (truss rigged)

2 x D&B C6 Full range speakers (truss rigged)

2 x D&B Ci7 Sub speakers

4 x D&B E6 Flown infill speakers (truss rigged)

3 x Tannoy i8 speakers for FX/monitors

2 x Tannoy T12 speakers for FX/monitors

### Outboard equipment

1 x BSS FCS966 Opal 1/3 graphic

1 x Numark CDN-22MK4 twin Compact disc –player

1 x MacMini Running Q-Lab 3

### Microphones

4 x Shure Beta 58

2 x Shure Beta 57

4 x Sennheiser e614 condenser microphone

4 x Active DI boxes

A selection of cables, connectors & stands etc.

Additional microphones & sound equipment are available from central stock please contact us for details & availability

### Radio microphones (Subject to availability and a hire cost)

2 x Shure ULX-D 4 way receiver racks

2 x Shure ULX-D Handheld radio mics with SM58 or SM58 Beta

2 x Shure ULX-D Handheld radio mics with SM58

6 x Shure ULX-D body pack

6 x Shure MX 185 clip mic heads

6 x DPA 4061 clip mic heads

6 x DPA 4066 head mics

2 x Shure GLX-D 2.4Ghz SM58 systems (Suitable for Q&A; God Mic use etc)

Please check with the technical department for frequencies available for toured equipment. Please note we hold a venue licence for shared channel 38 but this may be allocated to another production. Please be advised that Media City is located next to our venue and uses some Channel 38 radio mics, we would always recommend using site specific licenced channels where possible. We hold 23 spot frequencies on channel 40-45 which are allocated to our own theatre radio mics & corporate AV department radio mics. By request 5 of these frequencies are available for tour use. On occasion we are able to release spot frequencies held for house equipment to allow tours to book whole blocks of channels. This must be agreed in advance and requires us as the venue to authorise their release to OFCOM :

626.000(40); 626.600(40); 630.850(41); 636.600(41); 638.200(42)

**Specific frequency allocations MUST be approved in advance of arrival to avoid issue with other productions & events taking place at the same time. The Lowry will not permit the use of radio equipment without this advanced detailed notice.**

### **Audio show relay system & Stage Management**

Show relay to backstage dressing rooms and classrooms  
There is no paging facility in the Studio  
3 pin Cue light tie lines for touring systems are available, there is no prompt desk or cue light equipment.

### **Ring intercom**

3x Tech Pro system

### **Video System**

BNC 75ohm patching system with distribution no camera or monitors available

### **AV Equipment**

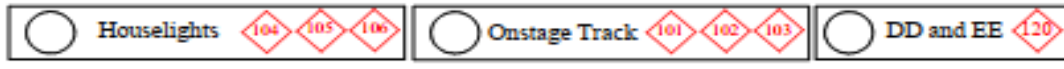
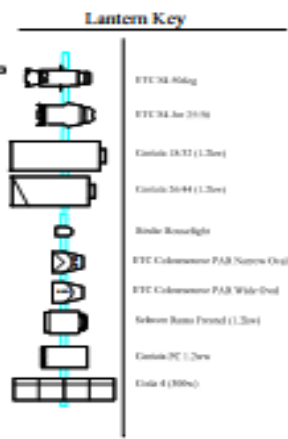
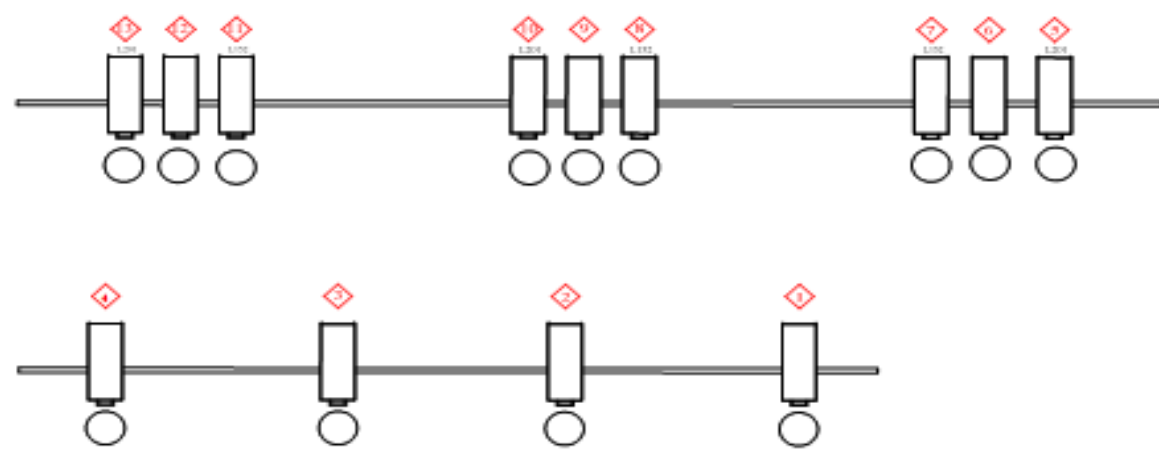
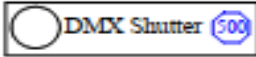
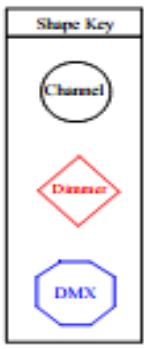
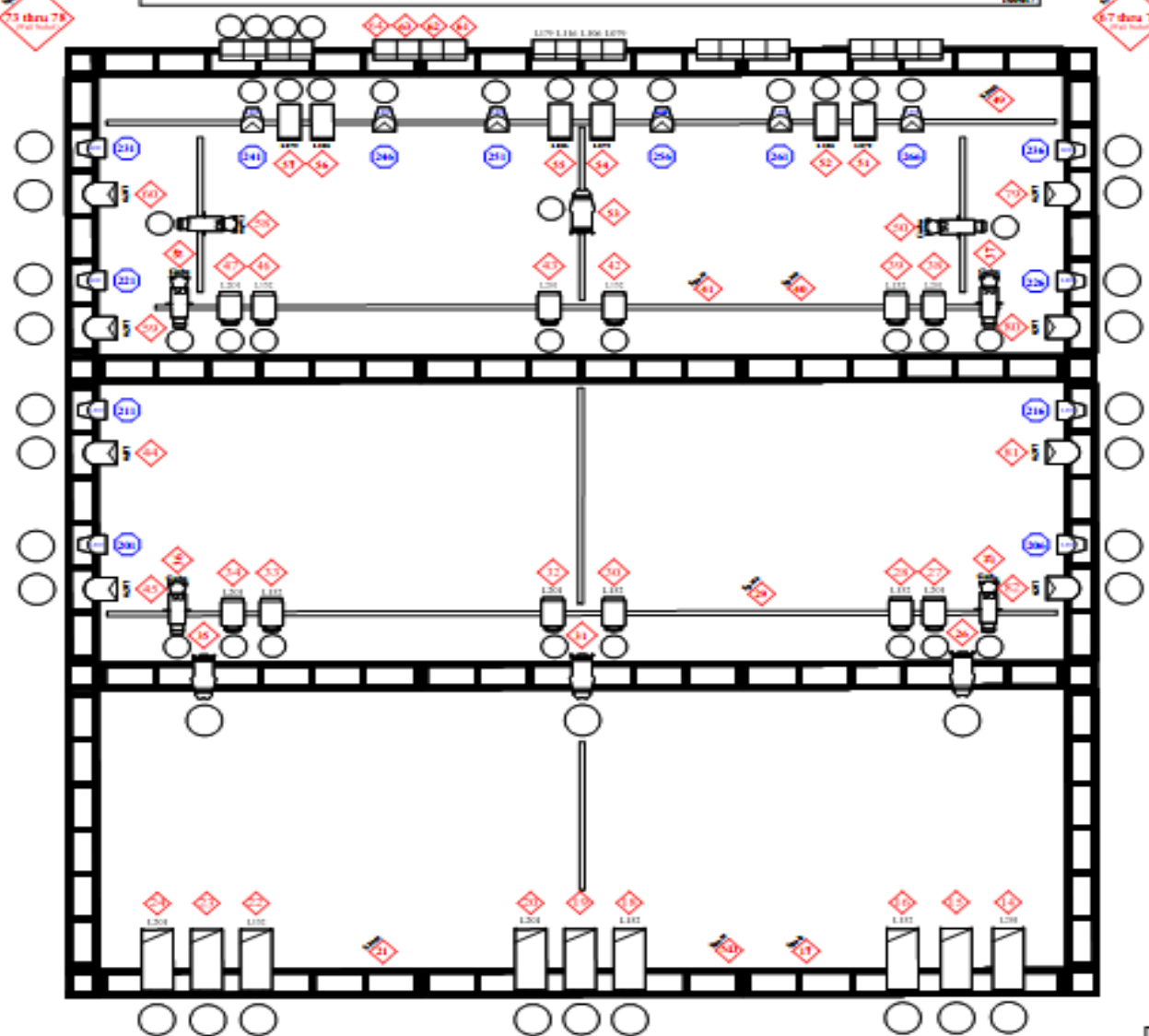
Studio 1 has a Panasonic PT-RZ570 normally rigged on the truss for front projection onto the Cyc. Use of the projector incurs a small hire charge POA

1 x MacMini Running Q-Lab 3  
1 x PC running Windows 7 with PowerPoint

# Studio 1 - Standard Fixed Rig LX Plan

73 thru 74

67 thru 72



## Technical Contacts

---

The Lowry Theatre  
Pier 8  
Salford Quays  
M50 3AZ

Administration	0161 876 2020
Stage Door	0161 876 2107
Box Office	0161 876 2000
Security (24hrs)	0161 876 2111

---

**Please can all advance show information be sent to Phil Maxim.**

### **Technical Services Manager**

**Phil Maxim**

Direct Line

0161 876 2073

Email

[phil.maxim@thelowry.com](mailto:phil.maxim@thelowry.com)

### **Technical Manager**

**David Clare**

Direct Line

0161 876 2047

Email

[david.clare@thelowry.com](mailto:david.clare@thelowry.com)

### **Technical Manager**

**Adam Fuller**

Direct Line

0161 876 2053

Email

[adam.fuller@thelowry.com](mailto:adam.fuller@thelowry.com)

### **Technical Manager**

**Andy Meyers**

Direct Line

0161 876 2108

Email

[andrew.meyers@thelowry.com](mailto:andrew.meyers@thelowry.com)

### **Technical Manager**

**David Wimpenny**

Direct Line

0161 876 2170

Email

[david.wimpenny@thelowry.com](mailto:david.wimpenny@thelowry.com)

---