



RESONANCE

WWW.RESONANCE-CAPITAL.EU

The stock and futures market

23 – 27 October 2017

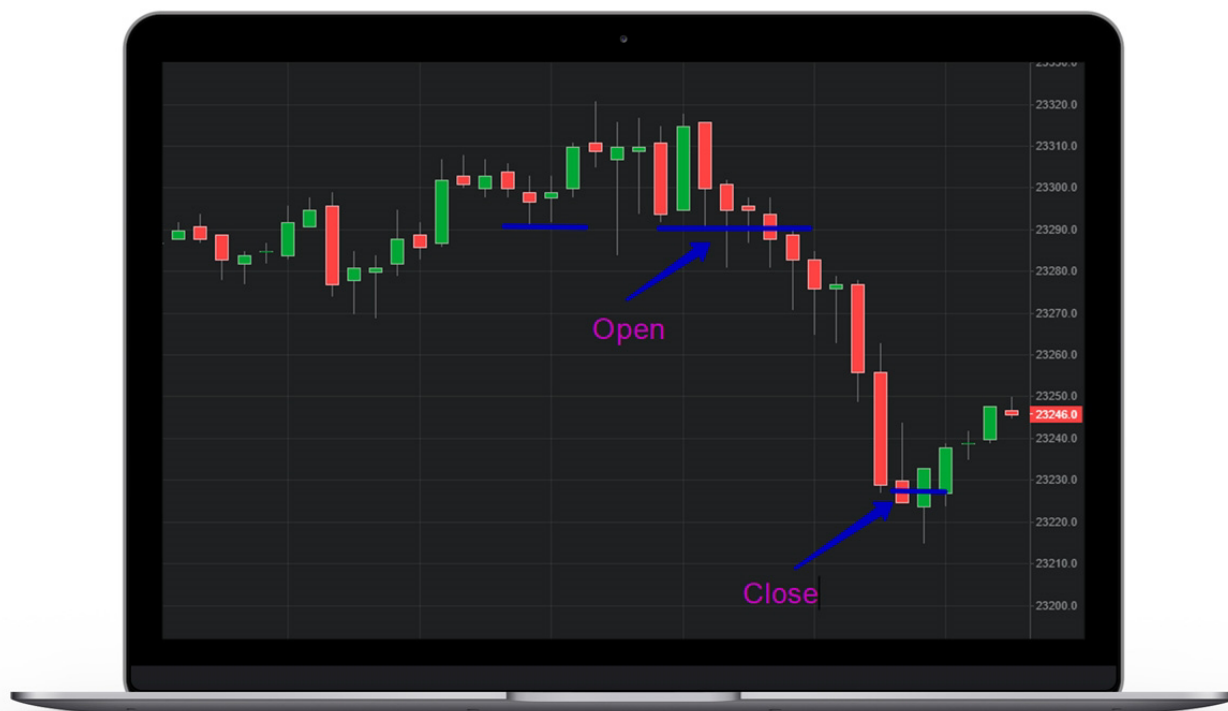
Trading report

5% of the capital



24.10.2017 Monday

The week started with the deal on the Dow Jones index. There formed a local support level, which was soon broken through. We opened a short position. Stop-loss placed at a local high, take-profit was set at a strong support level. We closed the deal a little earlier because correction began.

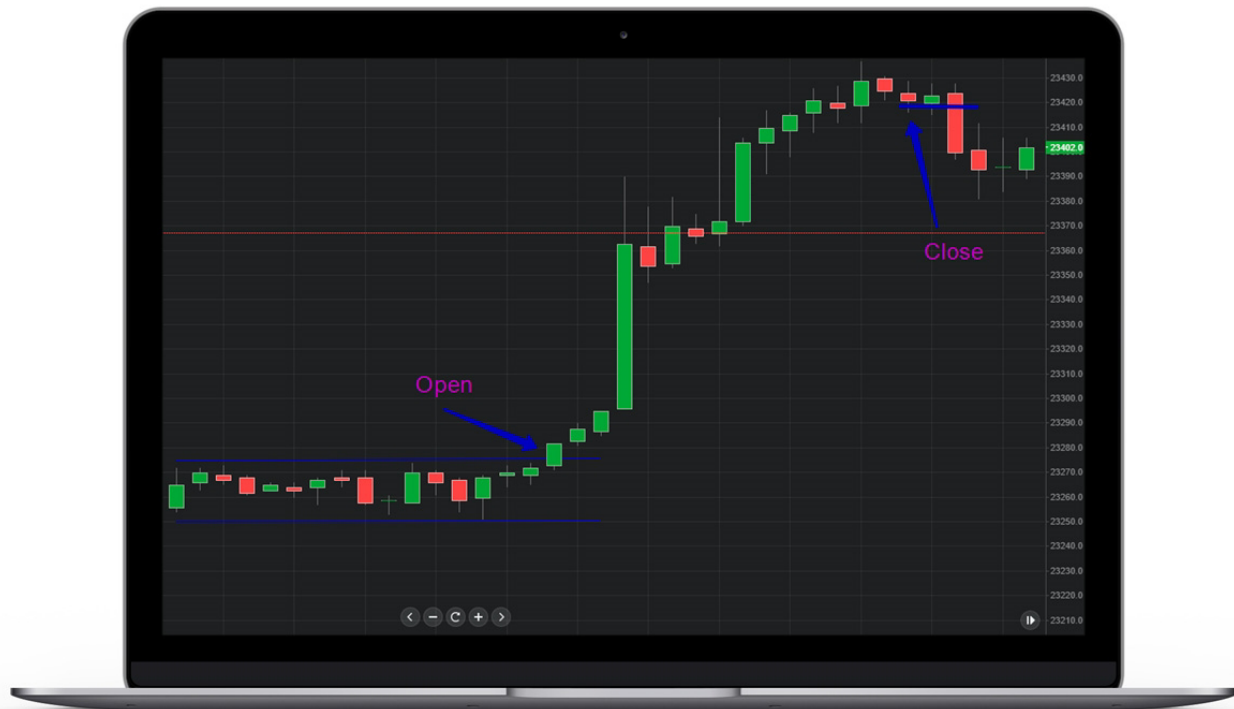


Instrument	Type	Open price	Closing price	Profit in %
Dow Jones	sell	23291	23228	+ 3.9%



24.10.2017 Tuesday

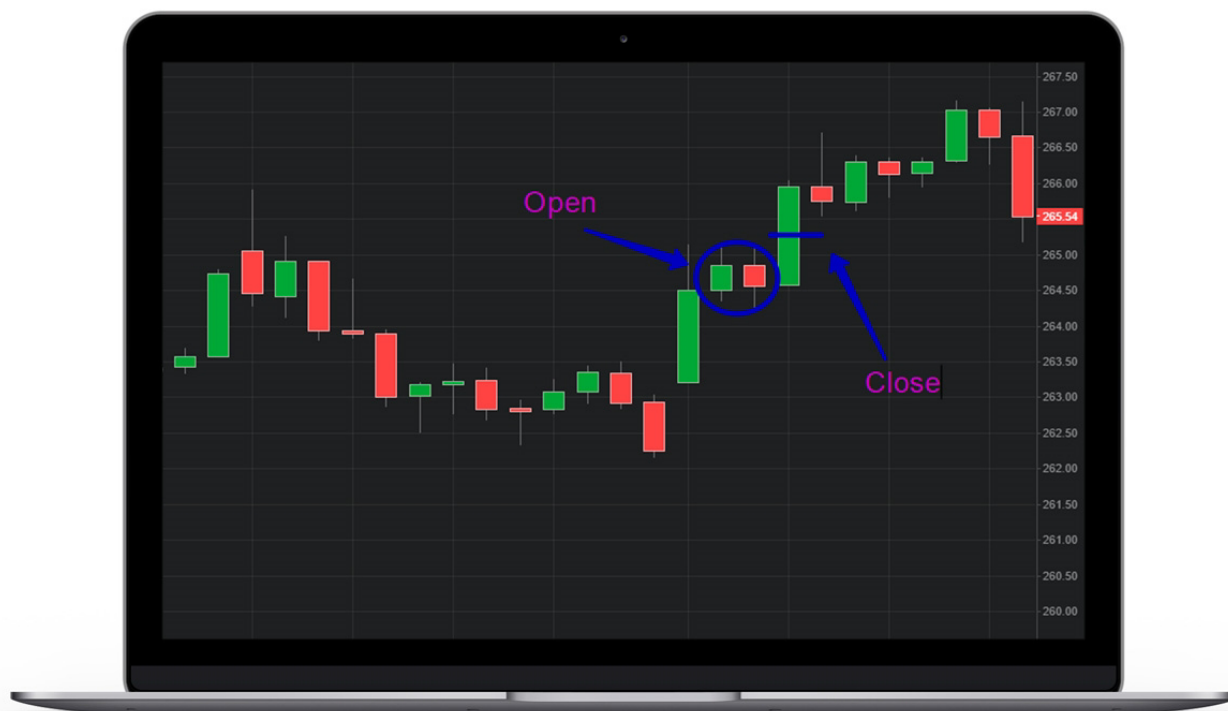
On Tuesday, we continued to work with the Dow Jones index. A channel was formed and we patiently waited for its breakdown. We opened a long position after the channel breakdown. The stop-loss was placed at the lower border, we did not place the take-profit because there were not strong levels above. The deal was closed with a big profit.





24.10.2017 Tuesday

The second deal was on shares of Boeing, it ended with small losses. On the 30-minute chart, a bearish inside bar pattern was formed. We opened a short position, stop-loss placed at a high of the previous candle. We expected to close the deal at the local low. But the shares went into growth and we closed it with losses.

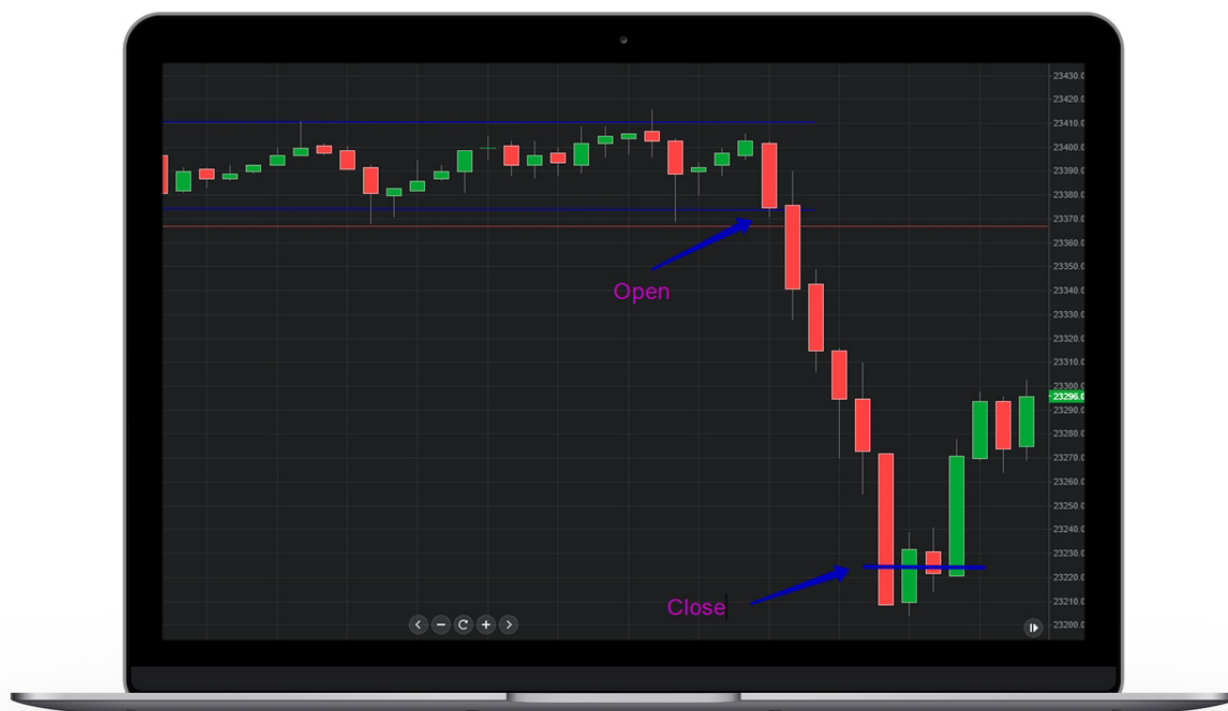


Instrument	Type	Open price	Closing price	Profit in %
Dow Jones	buy	23275	23418	+ 7.9%
Boeing Co.	sell	264.4	265.40	- 0.7%



25.10.2017 Wednesday

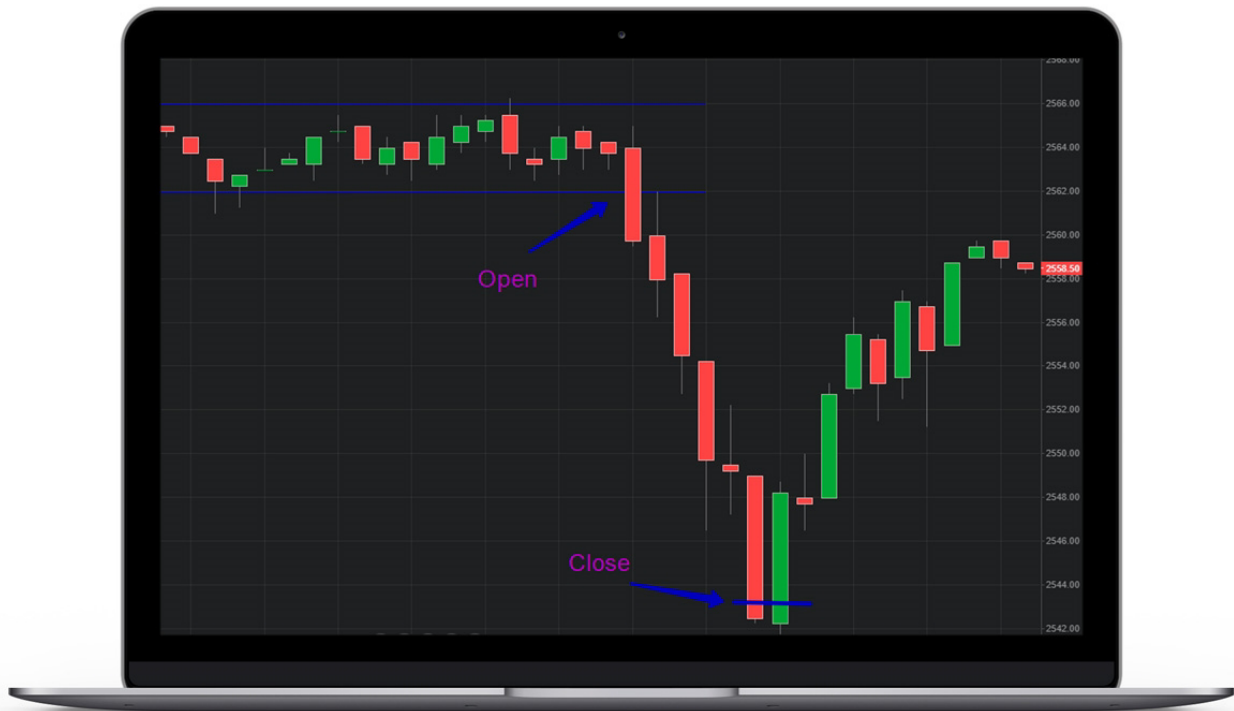
On Wednesday, there also was a deal on Dow Jones index. The channel was formed, we were expecting a breakdown, so placed pending orders outside the channels. The breakdown went down and we opened a short position. Take profit was set at a local low, but watching the movement of the price, we closed the deal before the first correction and, as a result, with excellent profit.





25.10.2017 Wednesday

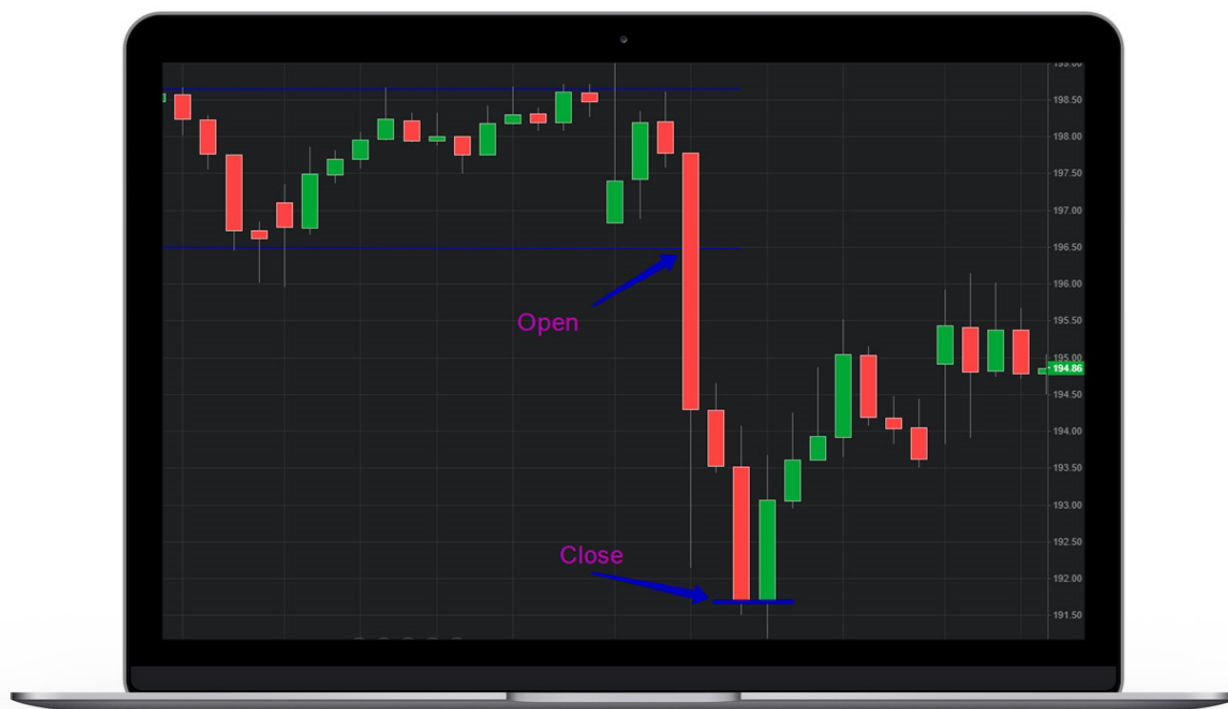
The second deal was on the S & P500 index, it is very similar to the previous one. We also placed pending orders. The order for a short position has worked out. Stop-loss was set at the opposite border of the channel. Take-profit was at a low of several days. The deal closed according to the plan and brought a good profit. Of course, we could not forget about the correlation, which was good for us.





25.10.2017 Wednesday

The third deal on Wednesday was on shares of NVidia. A channel was formed. When it broke down, we opened a short position - an additional signal for this was the fall of US indexes. Stoploss was at the upper border of the channel, we did not place take-profit and closely followed the movement of the price. When the first correction began, we closed the position.

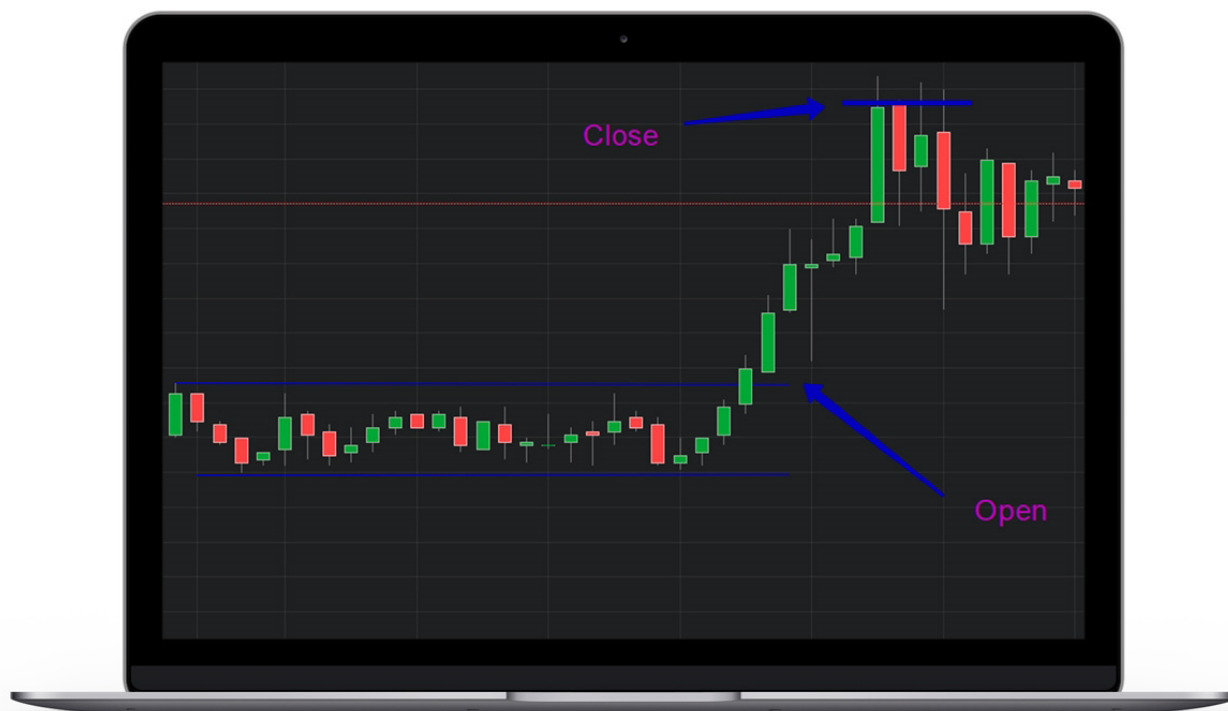


Инструмент	Тип	Цена открытия	Цена закрытия	Прибыль в %
Dow Jones	sell	23370	23225	+ 7.9%
S&P500	sell	2561	2542.5	+ 9.8%
nVidia Corp.	sell	196.48	191.35	+ 6.6%



26.10.2017 Thursday

On Thursday, we continue to trade with the Dow Jones index. The channel was formed, we expected a breakdown, placed pending orders. There was a breakdown and we got a long position. Stop-loss was set at the lower border of the channel, take-profit at a high of several days. The deal was closed according to plan.



Instrument	Type	Open price	Closing price	Profit in %
Dow Jones	buy	23317	23397	+ 4.6%



27.10.2017 Friday

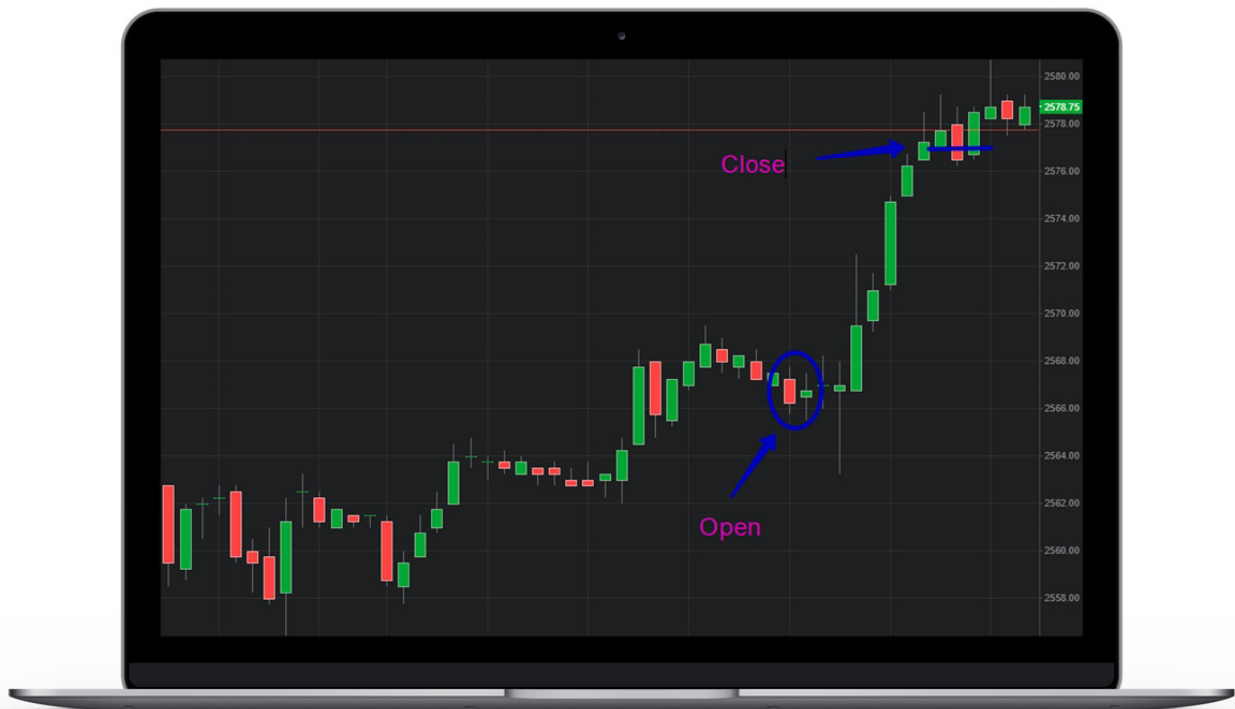
On Friday, we continued to work on Dow Jones index. A bearish inside bar pattern was formed, it served as a signal for entry. Having opened a short position, the stop-loss was placed at the high of the signal candle. The take-profit was at the local low, the position was closed according to the plan.





27.10.2017 Friday

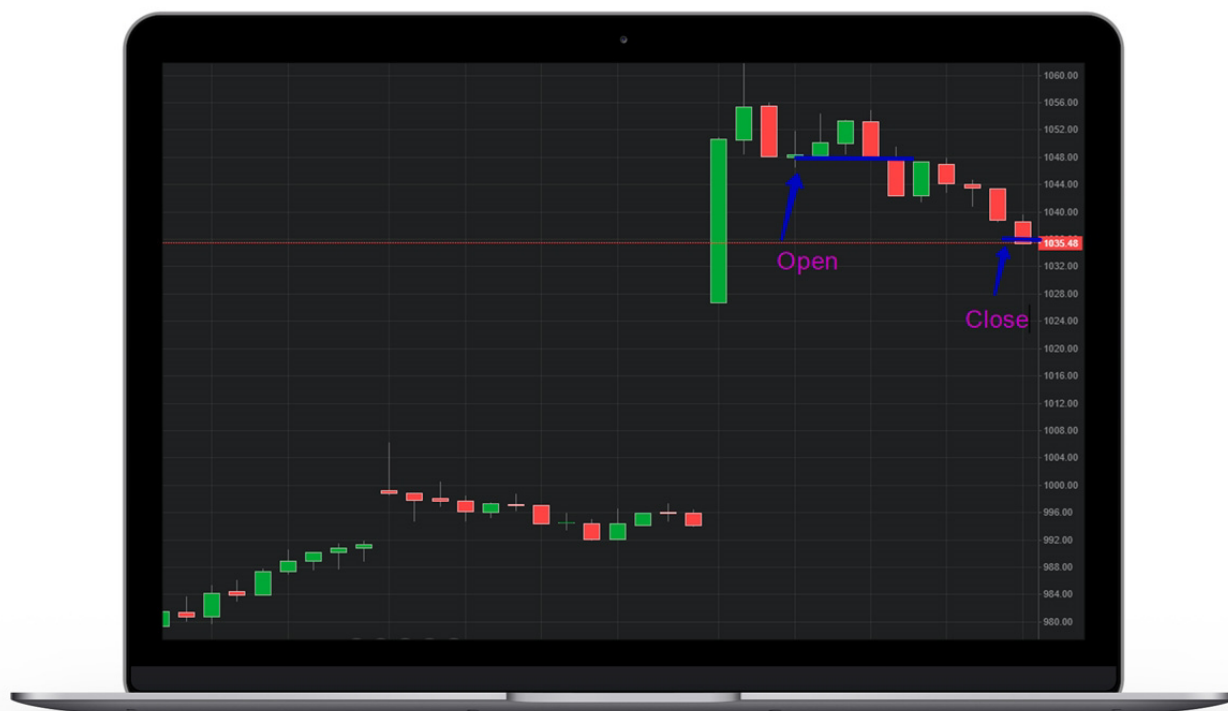
The second deal on Friday was on S & P500 index. Then the bullish inside bar pattern was formed. We opened a long position. We placed a stop-loss at low of the current day. There was a strong resistance level, which automatically turned into a support level. Such a decision was made to avoid some hype from the news. Quite a risky deal, but as a result, everything went well, and we closed the deal with a profit.





27.10.2017 Friday

The third and most profitable transaction was on shares of Google. The support level has been formed that the Bears were able to break only at a third try. We opened a short position, which was held almost to the end of the day. As a result, almost 13% of profit was received.



Инструмент	Тип	Цена открытия	Цена закрытия	Прибыль в %
Dow Jones	sell	23393	23320	+ 4%
S&P500	buy	2577	2567	+ 5.8
Google Inc.	sell	1048	1035.60	+ 12.9%



Summary of week

This week on the stock and futures market can be described as a lot of opportunities. All 12 deals were closed in positive territory and the only one brought small losses. The largest number of transactions was on the Dow Jones index and it pleased us every day. We also were pleased with the trading with Google shares, which brought a significant part of the total profit. The week was successful, both in terms of the number of transactions and profit.

Date	Instrument	Type	Open price	Closing price	Profit in %
23.10	Dow Jones	sell	23291	23228	+ 3.9%
24.10	Dow Jones	buy	23275	23418	+ 7.9%
24.10	Boeing Co.	sell	264.4	265.40	- 0.7%
25.10	Dow Jones	sell	23370	23225	+ 7.9%
25.10	S&P500	sell	2561	2542.5	+ 9.8%
25.10	nVidia Corp.	sell	196.48	191.35	+ 6.6%
26.10	Dow Jones	buy	23317	23397	+ 4.6%
27.10	Dow Jones	sell	23393	23320	+ 4%
27.10	S&P500	buy	2577	2567	+ 5.8%
27.10	Google Inc.	sell	1048	1035.60	+ 12.9%
Total Profit from 23.10 – 27.10 +62.7%					