



RESONANCE

WWW.RESONANCE-CAPITAL.EU

FOREX

23 – 27 October 2017

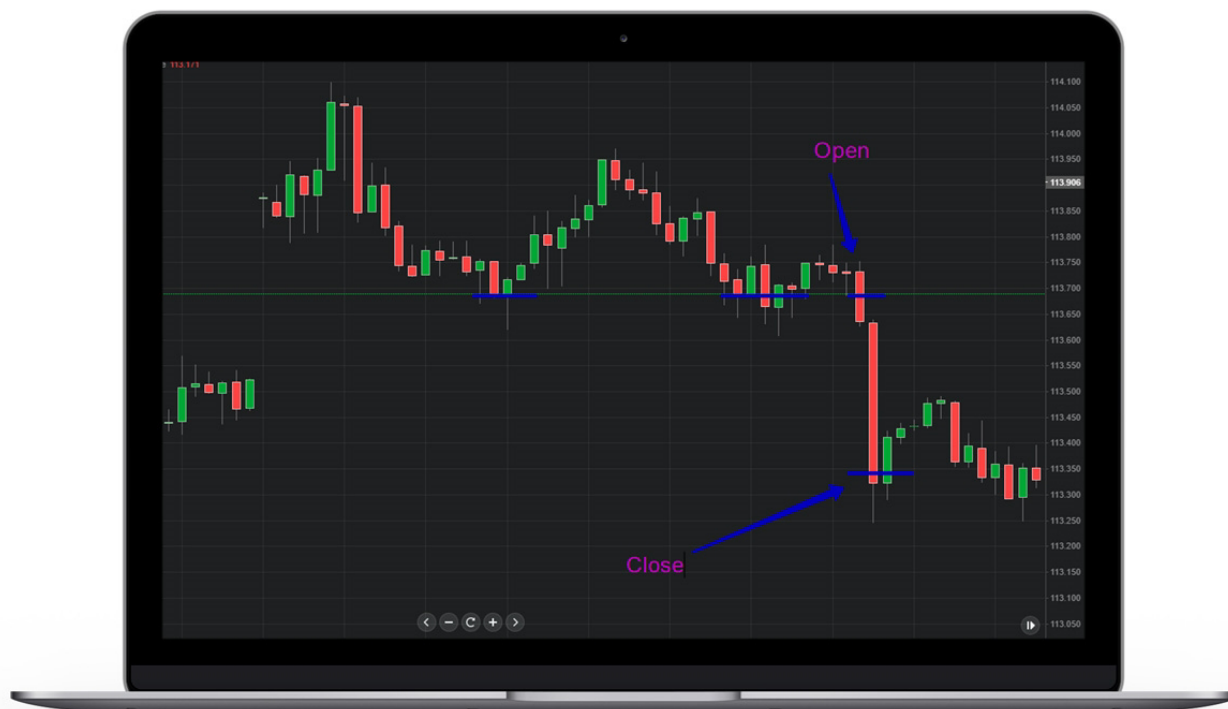
Trading report

5% of the capital



23.10.2017 Monday

There was a small deal on USD / JPY pair. The pair started the week with a gap up. We closely followed it throughout the day. The local support level was formed at 113.665. And from a third attempt, the Bears still managed to break it. We also opened a short position. Take-profit was placed at the opening area of the gap. Stop-loss was placed at the previous maximum, as a result, we received a ratio of stop-loss/take-profit 1:4. We closed the deal a little below the gap when the correction began after the breakdown.





23.10.2017 Monday

The next deal on Monday was on GBP / USD pair. At first, the pair was in a sideways trend, but then there was a sharp jump, it lasted for a maximum of several days, and a pin bar was formed on the 30-minute chart, which served as an additional signal for opening the deal. Take-profit we placed at a local support level. Stop-loss was placed higher than the maximum of the opening candle. The risk/reward ratio is 1:4. The deal was closed according to the plan.

The third deal for Monday also was on GBP / USD pair. After the close of our position, the price dropped a little more, but could not break through the support level, so the channel was formed. We opened a long position when the price began to rise. Stop-loss was placed at the local minimum. A take-profit was placed at 1.3210. The risk/reward ratio is also very good. The deal was closed when the upper channel limit was reached.

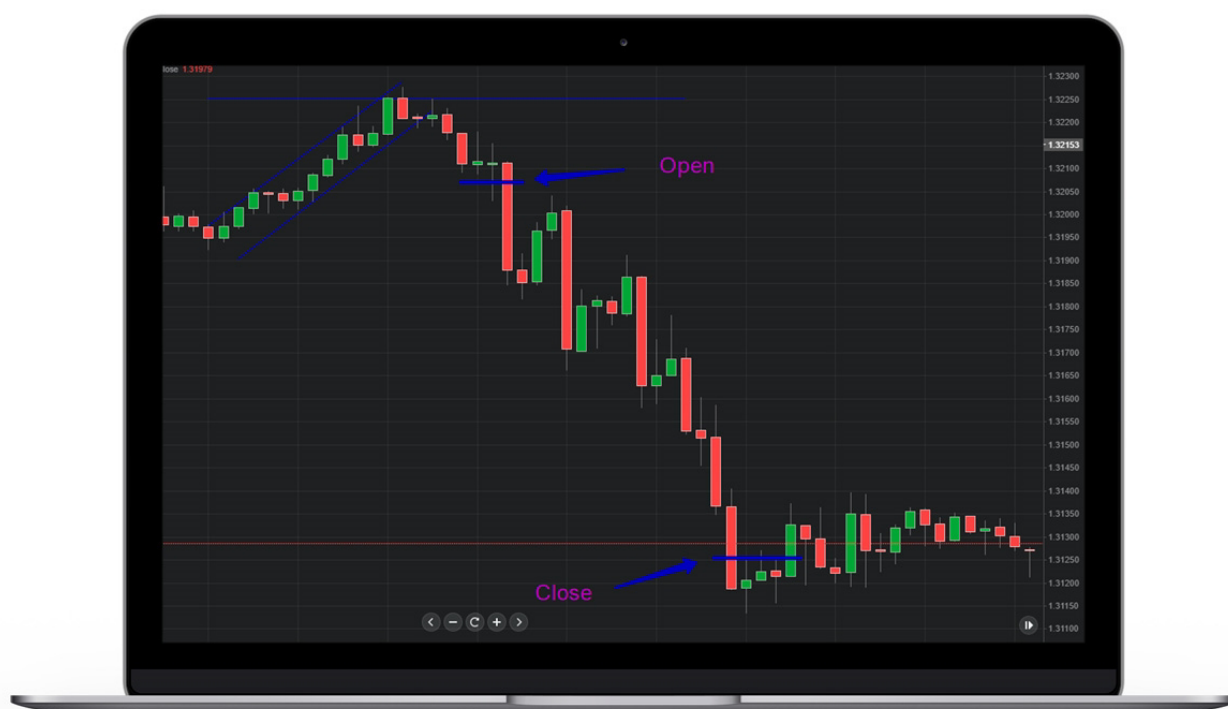


Instrument	Type	Open price	Closing price	Profit in %
USD/JPY	sell	113.66	113.35	+ 3.7%
GPB/USD	sell	1.3215	1.3168	+ 4.7%
GPB/USD	buy	1.3167	1.3210	+ 3.69%



24.10.2017 Tuesday

On Tuesday, we continued to work with GBP / USD pair, on Monday evening the channel was formed, the price moved in the direction of the maximum for several days, from which yesterday we opened a short position. By the beginning of the working day, the price has already started its downward movement, rebounded from the level and broke through the channel, we opened a short position in the breakdown of the local support level. Stop-loss was placed at the maximum of the previous candle. Take-profit set in the region of a minimum of several days. The price did not reach the planned level of the take-profit, we closed the deal when the price entered the sideways trend.





24.10.2017 Tuesday

The second deal on Tuesday was on USD / JPY pair. A strong support level was formed at 113,300, the price tried several times to break it, but to no avail. We opened a long position after breaking the local maximum. Take profit at the level of the previous high. Stop-loss is slightly below the signal candle. The risk/reward ratio is very high, about 1:9. The deal was closed at take-profit.





24.10.2017 Tuesday

The third deal on Wednesday was on USD / CHF pair. At first, the price approached the local maximum. There was a breakdown, which was expected, we opened a long position, but initially, the plan was to take a quick profit. But then the channel began to form and we decided to hold the position until the price leaves the channel. It happened at the level of 0.9910, we closed the position slightly below this mark. Stop-loss was placed near the signal candle.

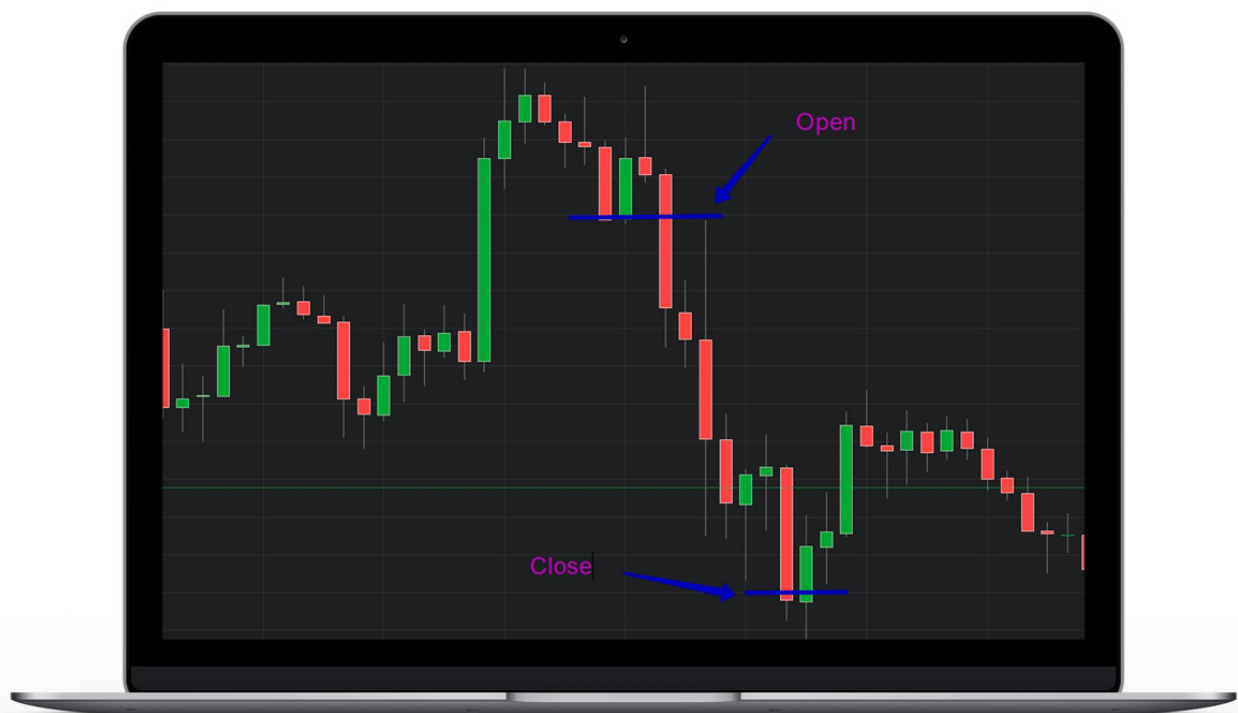


Instrument	Type	Open price	Closing price	Profit in %
GBP/USD	sell	1.3205	1.3127	+ 6.69%
USD/JPY	buy	113.48	113.95	+ 4.4%
USD/CHF	buy	0.9870	0.9907	+ 3.8%



25.10.2017 Wednesday

The first deal on Wednesday was on the USD / JPY pair. After the active growth caused by the news, a rebound followed from the contented strong level 114, the price went beyond its boundaries three times, but always came back down. We waited for a breakdown of the local support level in order to open the position. Take-profit we placed at the previous day's minimum, stop-loss at the maximum of the previous candle. Also, a pin bar was practically formed, which was an additional signal for opening the position. The deal closed according to the plan and brought not a bad profit.





25.10.2017 Wednesday

The second deal was on EUR / USD pair. The pair was in a sideways trend and moved in a narrow channel. We carefully followed the chart in anticipation of breakdown. When it happened, we opened a long position. Stop-loss was placed below the minimum of the previous candle. Take profit was slightly above the resistance level. The deal was rather risky and almost closed at a stop-loss. But in the end, everything went according to the plan.





25.10.2017 Wednesday

The third and most profitable deal on Wednesday was on GBP / USD pair. Price moved in a narrow channel. There was a breakdown and our pending purchase order worked out. Stop-loss was placed at the opposite side of the channel. The profit we made as soon as the first signs of correction appeared.



Instrument	Type	Open price	Closing price	Profit in %
USD/JPY	sell	114.05	113.55	+ 4.6%
EUR/USD	buy	1.1775	1.1805	+ 3.8%
GBP/USD	buy	1.3140	1.3250	+ 9.5%



26.10.2017 Thursday

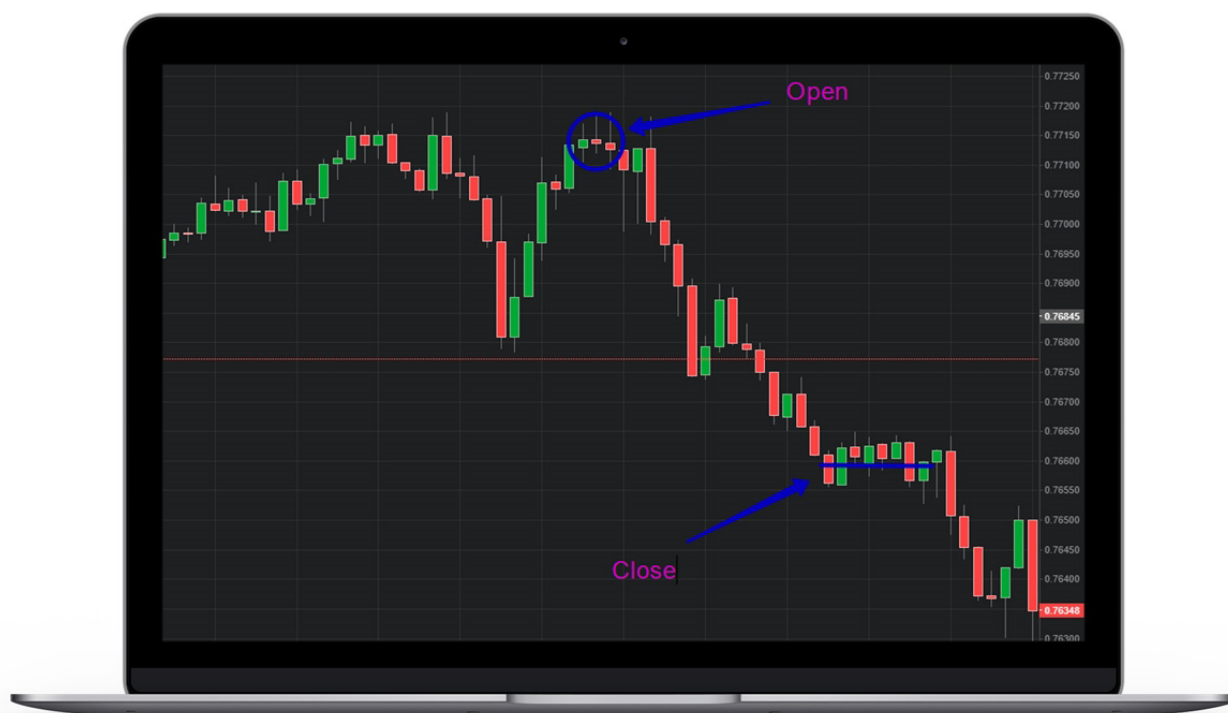
On Thursday, we actively monitored GBP / USD pair because on Wednesday there was quite active growth, practically without correction. We expected a serious correction. First, the price broke through the first support level and then the second, after the breakdown of the second level, we open a short position. Stop-loss was placed at the maximum of the previous candle. Take-profit was at the upper border of yesterday's channel. The deal was closed with profit.





26.10.2017 Thursday

The second deal on Thursday was less profitable. It was on AUD / USD pair. At the upper boundary of the channel, a pin bar was formed, which was the signal for the entrance. Stop loss was placed higher than the maximum of pin-bar. We did not place take profit because there was not strong support level. We constantly monitored the price movement. The closing of position happened when the price entered the sideways trend.



Instrument	Type	Open price	Closing price	Profit in %
GBP/USD	buy	1.3140	1.3250	+ 9.4%
AUD/USD	sell	0.7710	0.7660	+ 4.7%



27.10.2017 Friday

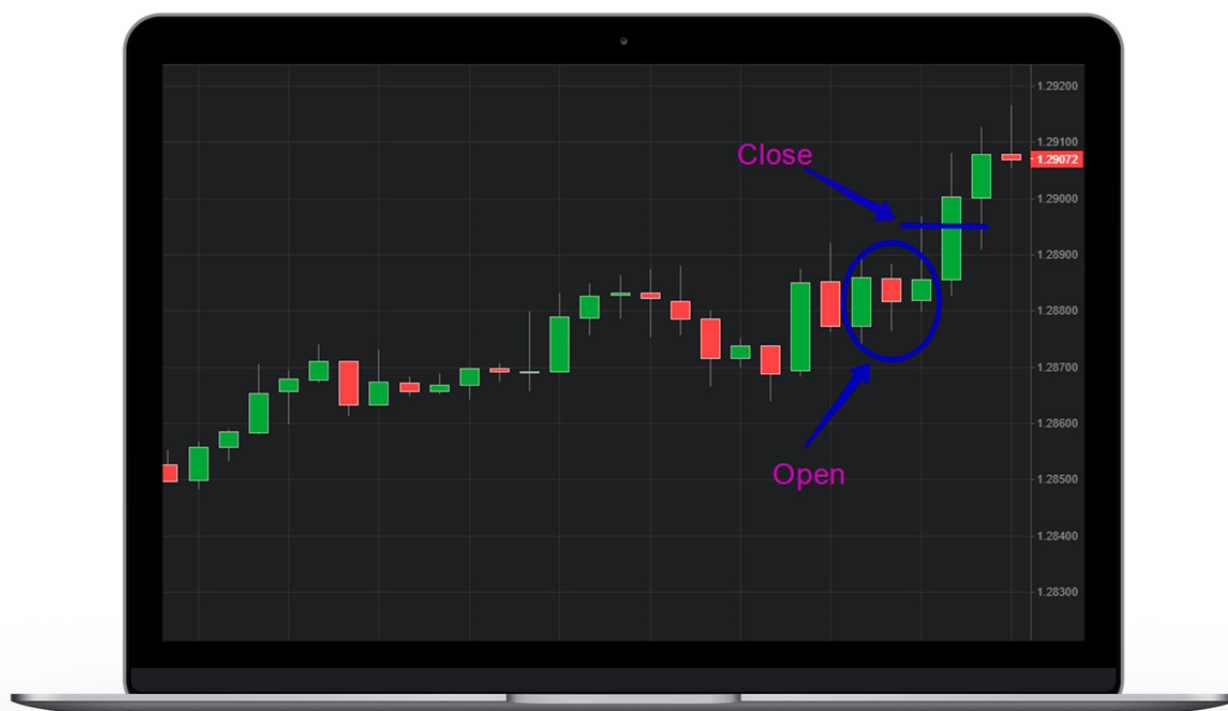
At the end of the week, a good deal was on AUD / USD pair which ended with profit. A channel was formed. When the channel was broken, we have opened long position, stop-loss was placed at the lower border of the channel. The position was held almost to the close.





27.10.2017 Friday

The last deal on USD / CAD was unprofitable. The chart first formed the inside bar, then the pin bar. We opened a short position on the basis of the inner bar, the stop-loss was behind the maximum of the previous candle and soon it worked out. Losses were minimal.



Instrument	Type	Open price	Closing price	Profit in %
AUD/USD	buy	0.7650	0.7675	+ 3.6%
USD/CAD	sell	1.2884	1.2895	- 1%



Summary of the week

Thirteen deals were made in the foreign exchange market this week. It was a great week. Especially we were pleased with GBP. We were able to catch all the important movements of the week. The detailed information on results, you can see in the chart below.

Date	Instrument	Type	Open price	Closing price	Profit in %
23.10	USD/JPY	sell	113.66	113.35	+ 3.7%
23.10	GPB/USD	sell	1.3215	1.3168	+ 4.7%
23.10	GPB/USD	buy	1.3167	1.3210	+ 3.69%
24.10	GBP/USD	sell	1.3205	1.3127	+ 6.69%
24.10	USD/JPY	sell	113.48	113.95	+ 4.4%
24.10	USD/CHF	buy	0.9870	0.9907	+ 3.8%
25.10	USD/JPY	sell	114.05	113.55	+ 4.6%
25.10	EUR/USD	buy	1.1775	1.1805	+ 3.8%
25.10	GBP/USD	buy	1.3140	1.3250	+ 9.5%
26.10	GBP/USD	buy	1.3140	1.3250	+ 9.4%
26.10	AUD/USD	sell	0.7710	0.7660	+ 4.7%
27.10	AUD/USD	buy	0.7650	0.7675	+ 3.6%
27.10	USD/CAD	sell	1.2884	1.2895	- 1 %
Total Profit from 23.10 – 27.10 +61.58%					