



**RESONANCE**

[WWW.RESONANCE-CAPITAL.EU](http://WWW.RESONANCE-CAPITAL.EU)

# Cryptocurrency

**16 – 22 October 2017**

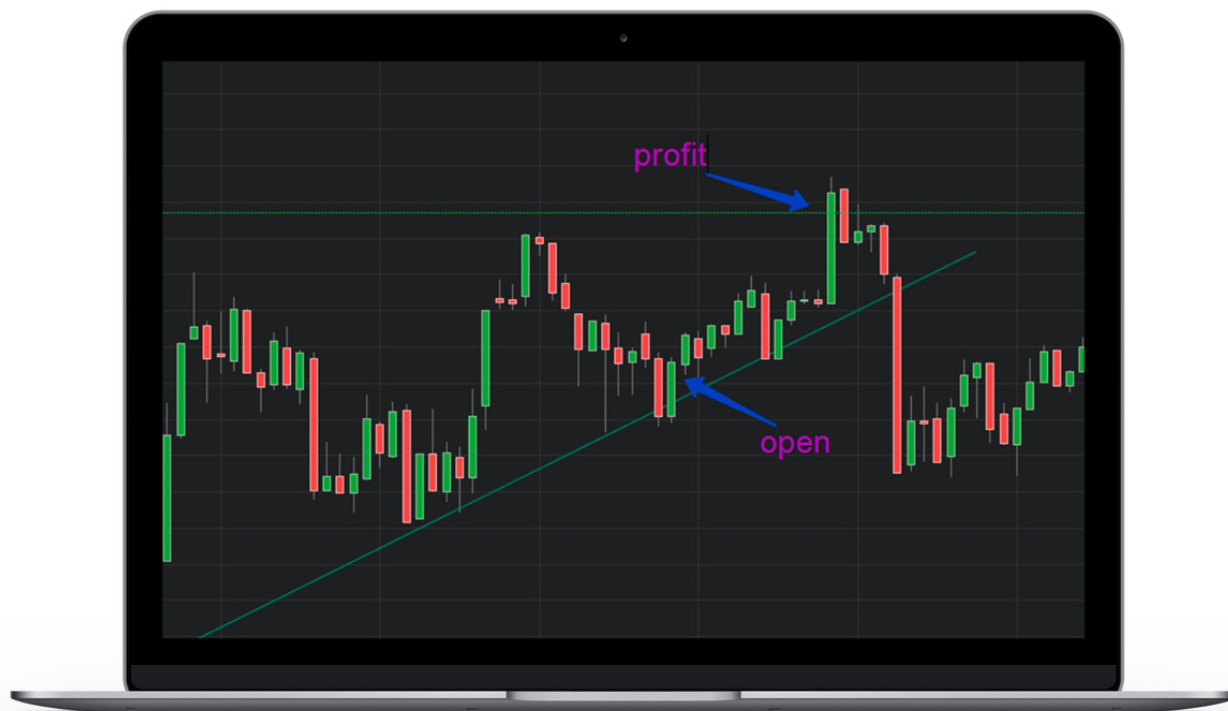
# Trading report

70% of the capital



# 16.10.2017 Monday

At the beginning of the week, the planned deal was already made. The uptrend was visible beforehand, so we just waited for the price to go to the support line once again and bounce off it. The take-profit was set at the previous high because there was an overbought in the market, and as it turned out, our expectations have been realized.



Instrument	Type	Open price	Closing price	Profit in %
BTC	buy	5663.7	5757.3	+ 4,3%



## 17.10.2017 Tuesday

On Tuesday, there was a similar transaction. Ethereum was in the “controlled” downtrend for a long time. The order was opened late in the evening - we had to wait until a signal to the market turnaround or the beginning of the correction because the nearest take-trade was far away. Although it happened on a deep night, we still waited and closed the deal with more profit.



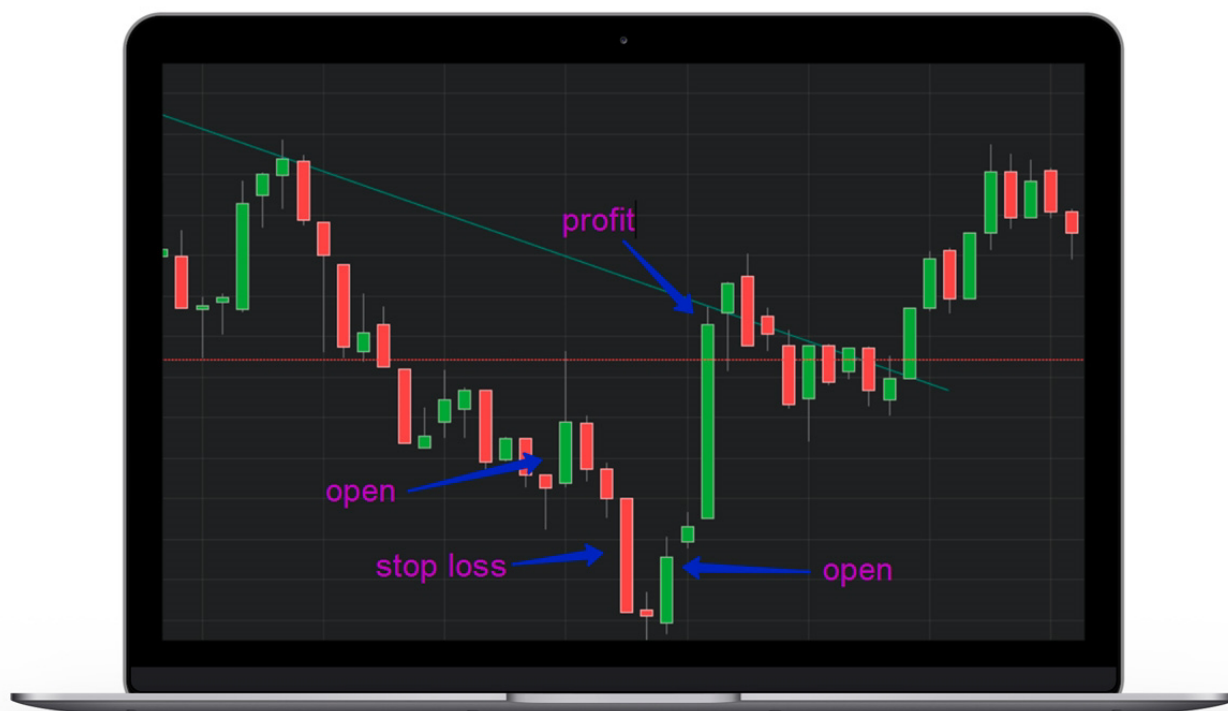
Instrument	Type	Open price	Closing price	Profit in %
ETH	sell	318.9	307.6	+ 5,4%



# 18.10.2017 Wednesday

On Wednesday, two transactions were made on the Ethereum. The first order was opened after the pin-bar appeared on the lower border of the channel, but the pattern did not work out completely and the price hit the stop-loss.

The second transaction was opened for the same reasons because our analysis is rarely incorrect. The price had to go up – so it was. We placed take-profit at the upper level of the channel and we were right.



Instrument	Type	Open price	Closing price	Profit in %
ETH	buy	300.1	295.5	- 2,1%
ETH	buy	294.4	307.1	+ 5,6%



## 19.10.2017 Thursday

The deal was made on Bitcoin on Thursday. Against the backdrop of the growing market, the formed pin bar signaled to the opening of a buying order. Firstly, it was already clear that this will work out. Secondly, opening to the trend side is always easier and more profitable. Takeprofit was placed at the next significant level.

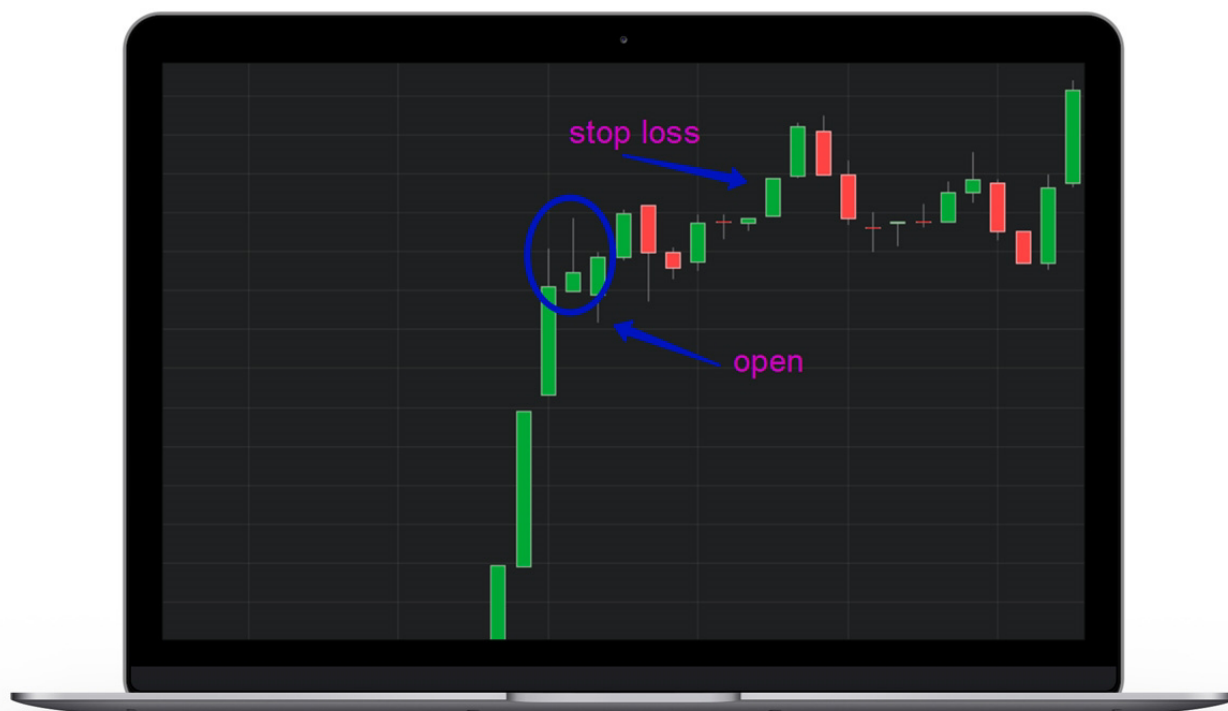


Instrument	Type	Open price	Closing price	Profit in %
BTC	buy	5580.3	5686.6	+ 5,1%



## 20.10.2017 Friday

Friday turned out surprisingly unsuccessful for us. Not only did we not enter the market on Bitcoin's growth but also suffered losses from the bad deal. There was a certainty that there will be a correction but this did not happen.



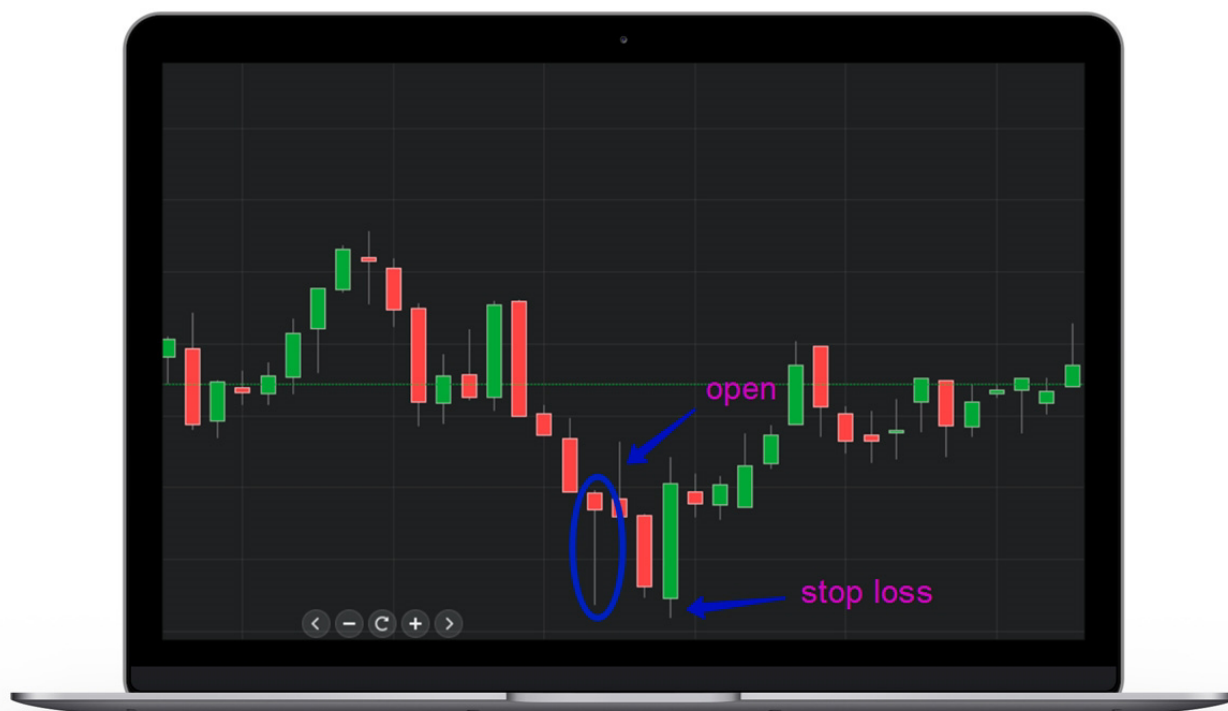
Instrument	Type	Open price	Closing price	Profit in %
BTC	sell	5911.5	5980.9	- 3,3%





## 21.10.2017 Saturday

The only transaction on Litecoin was unsuccessful. At the excellent pin bar, a pending purchase order was placed and as soon as the deal opened the chart moved in the opposite direction. Two candles hit the stop-loss and we suffered losses.

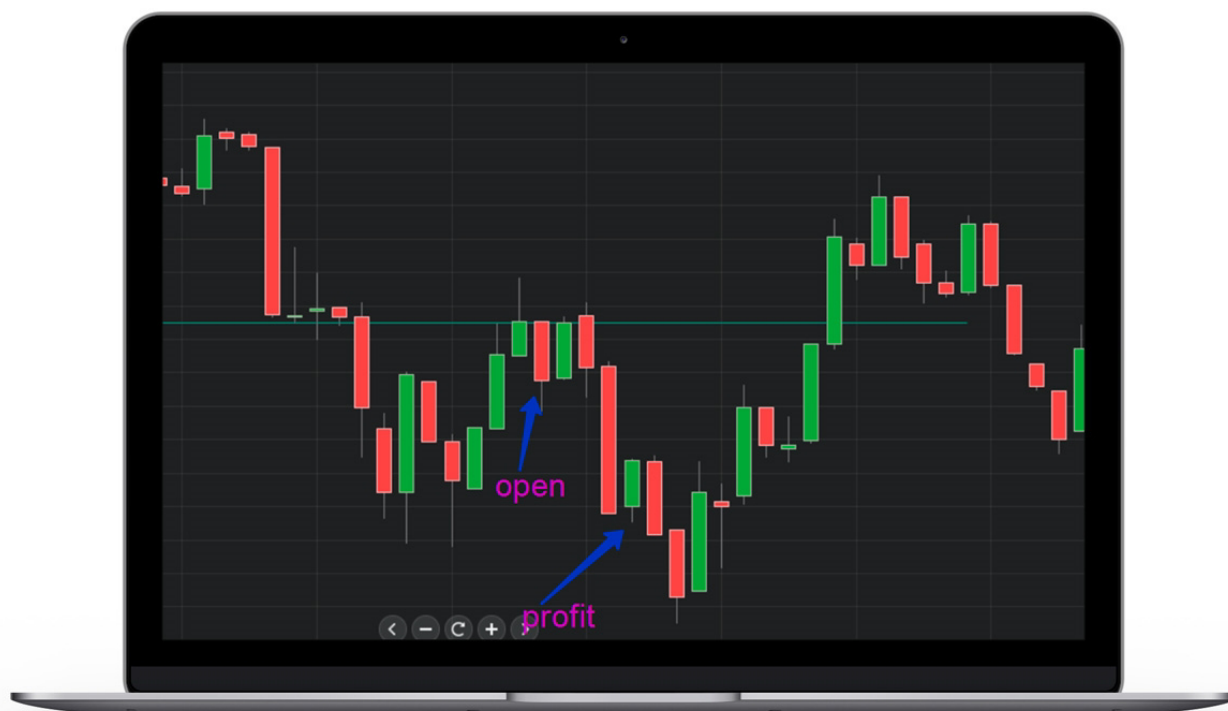


Instrument	Type	Open price	Closing price	Profit in %
LTC	buy	57.552	56.639	- 1,1%



## 22.10.2017 Sunday

The last deal last week was on Bitcoin. It was possible to catch the movement at a rollback to a solid level. We withdrew from the deal at take-profit, which was placed at the lower level. It was not planned to delay the deal because there was a high probability of a correction.



Instrument	Type	Open price	Closing price	Profit in %
BTC	sell	5918.2	5830.9	+ 4,4%





## Summary of the week

Excellent week of profit came out. There were only a few bad deals which did not affect the overall result. The greatest part of the profit was brought by Bitcoin coins and the Ethereum was also not bad. But according to Litecoin, it is difficult to find good entries due to relatively low volatility.

Date	Instrument	Type	Open price	Closing price	Profit in %
16.10	BTC	buy	5663.7	5757.3	+ 4,3%
17.10	ETH	sell	318.9	307.6	+ 5,4%
18.10	ETH	buy	300.1	295.5	- 2,1%
18.10	ETH	buy	294.4	307.1	+ 5,6%
19.10	BTC	buy	5580.3	5686.6	+ 5,1%
20.10	BTC	sell	5911.5	5980.9	- 3,3%
21.10	LTC	buy	57.552	56.639	- 1,1%
22.10	BTC	sell	5918.2	5830.9	+ 4,4%
Total Profit from 16.10 – 22.10					<b>+18,3%</b>