



RESONANCE

WWW.RESONANCE-CAPITAL.EU

Cryptocurrency

2 September – 8 October 2017

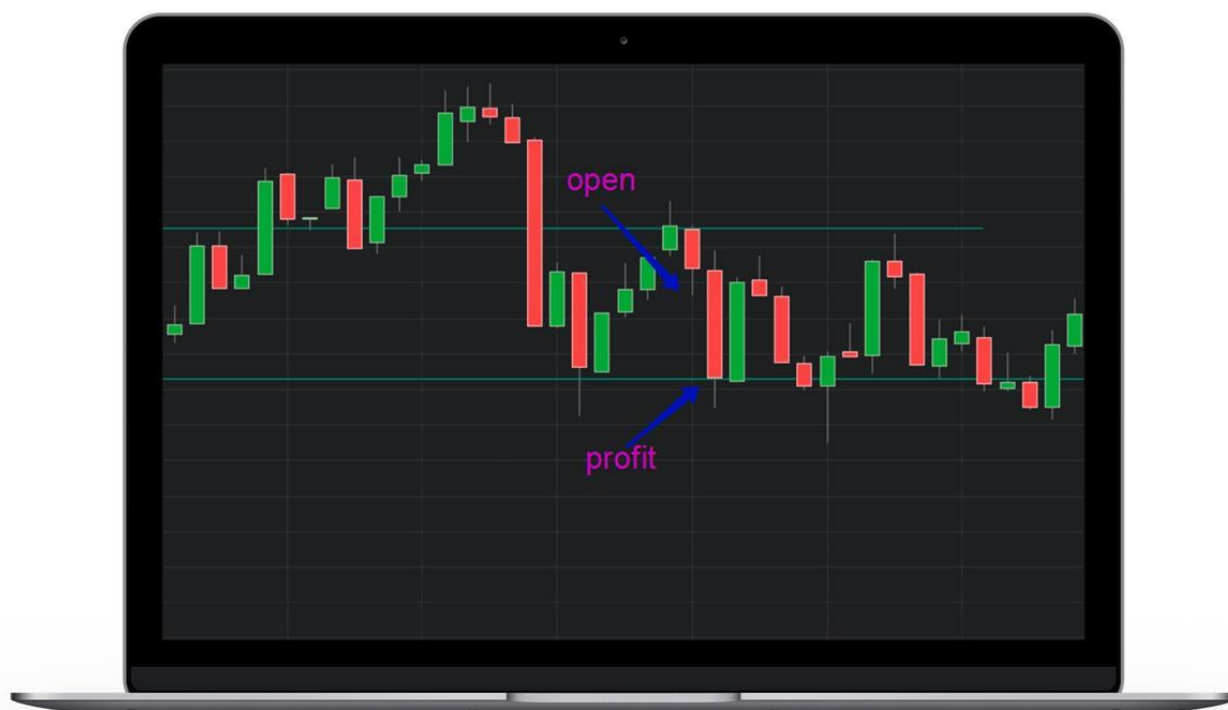
Trading report

70% of the capital



2.10.2017 Monday

The week began with a small deal on Bitcoin. A correction was not expected, as there was an upward trend, but it was possible to earn a little by placing the take-profit at the nearest level. And that's what we did!

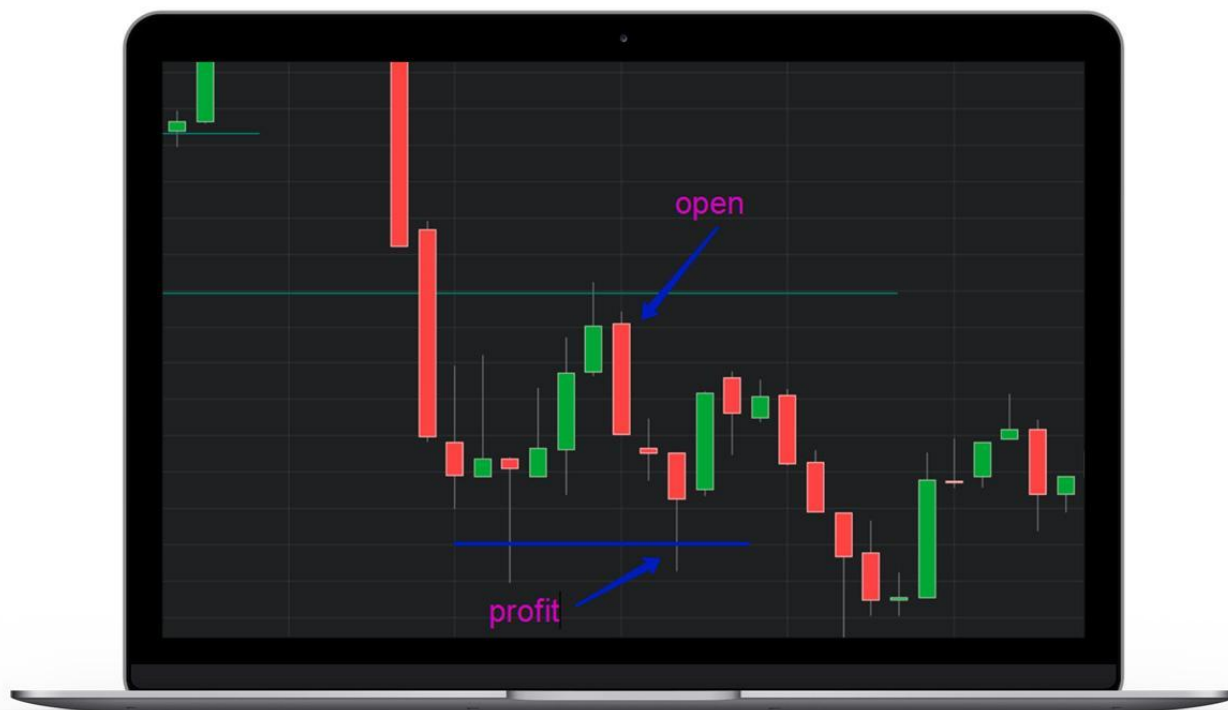


Instrument	Type	Open price	Closing price	Profit in %
BTC	sell	4411.5	4384.2	+ 1,5%



3.10.2017 Tuesday

During the night of Monday /Tuesday, the price of cryptocurrencies had strongly gone down. In the morning there was a small correction, after which the price ran into the level from which last week there was a good rebound. Based on this information, a pending order was placed, the takeprofit was placed at the last significant minimum. The deal made a profit.

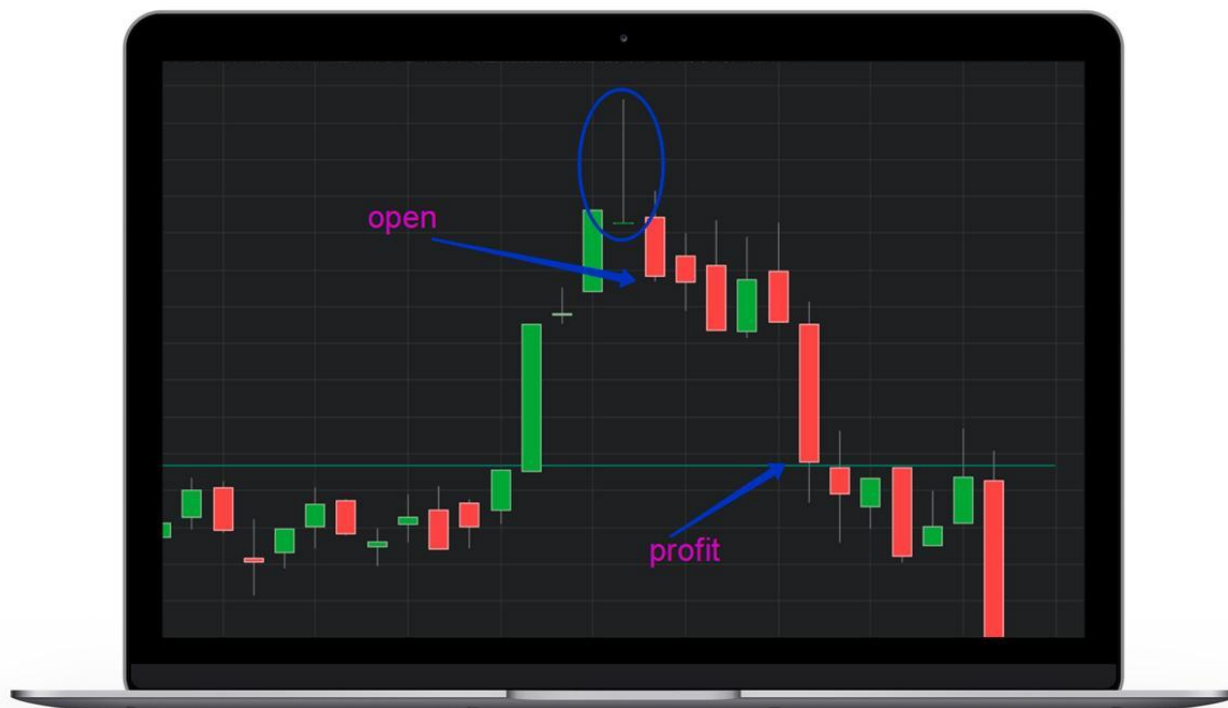


Instrument	Type	Open price	Closing price	Profit in %
BTC	sell	4329.8	4270.7	+ 2,9%



4.10.2017 Wednesday

On Wednesday, on Litecoin charts, there was a nice pin bar. We placed the pending order slightly below it and the take-profit to the upper border of the flat, where the price was for a long time. After a few candlesticks, the chart moved down and the transaction closed with a profit.



Instrument	Type	Open price	Closing price	Profit in %
LTC	sell	52.670	52.185	+ 2,4%



5.10.2017 Thursday

An excellent deal was made on Thursday when the price of Bitcoin fell to a historic low. At that moment, a purchase order was placed, after a few candlesticks the chart went up sharply. Takeprofit stood at the nearest maximum, although it was possible to earn more. We just did not want to take risks.



Instrument	Type	Open price	Closing price	Profit in %
BTC	buy	4170.1	4243.4	+ 3,5%



6.10.2017 Friday

On Friday, A buying order on Bitcoin let us down. If we take into account the terrible trading situation on Friday on all the cryptocurrencies, then we managed to get off cheaply. In addition, our risks are always several times smaller than the possible profit.



Instrument	Type	Open price	Closing price	Profit in %
BTC	buy	4371.6	4343.2	- 1,3%



7.10.2017 Saturday

At the end of the week, the first deal on the Ethereum was made. Unfortunately, the main signal was in the middle of the night, so we had to enter already at correction. We closed the deal when the chart almost stopped working. Judging by the outcome, we barely broke even.





7.10.2017 Saturday

The second deal on Saturday was also the same. This time, Bitcoin charts decided to stay within the borders of the flat and we decided not to take risks and not to delay the deal.



Instrument	Type	Open price	Closing price	Profit in %
ETH	sell	307.9	306.8	+ 0,4%
BTC	buy	4327.4	4354.8	+ 1,1%



8.10.2017 Sunday

Another good deal was on Litecoin. The chart formed a flat and there appeared a small pin bar, which pointed to upward movement. A pending purchase order worked out on the second candlestick and the price reached the take-profit in a short time.



Instrument	Type	Open price	Closing price	Profit in %
LTC	buy	52.565	53.308	+ 3,6%



Summary of the week

It was a good first week of a new month - just one bad deal and a total profit of 14.1% is an excellent result. Almost all the transactions were on Bitcoin but also Litecoin showed itself. Two transactions brought a profit of 6%. Given that our company has increased investments in the cryptocurrencies by 70%, it is a good income to the total profit.

Date	Instrument	Type	Open price	Closing price	Profit in %
02.10	BTC	sell	4411.5	4384.2	+ 1,5%
03.10	BTC	sell	4329.8	4270.7	+ 2,9%
04.10	LTC	sell	52.670	52.185	+ 2,4%
05.10	BTC	buy	4170.1	4243.4	+ 3,5%
06.10	BTC	buy	4371.6	4343.2	- 1,3%
07.10	ETH	sell	307.9	306.8	+ 0,4%
07.10	BTC	buy	4327.4	4354.8	+ 1,1%
08.10	LTC	buy	52.565	53.308	+ 3,6%
Total profit from 02.10 – 08.10					+14,1%