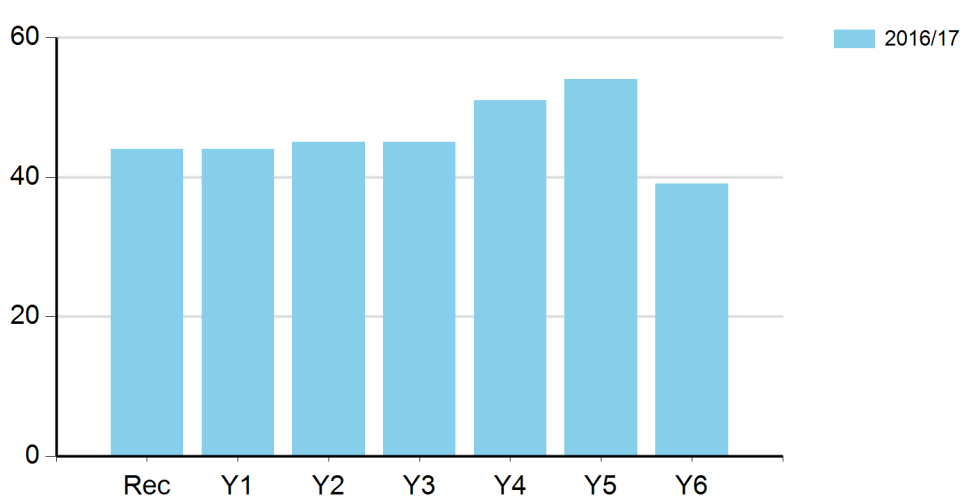


SCHOOL SPORT REPORT

POTTERY PRIMARY SCHOOL (2016/17)

Pupil Numbers



	Total
2016/17	322

Pupil Numbers (By Key Stage)

	2016/17
KS1	133
KS2	189
School Total	322

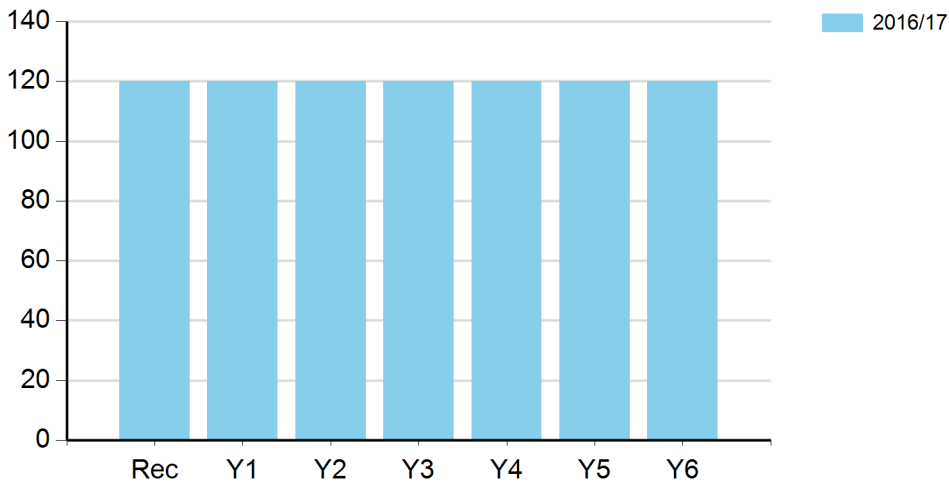
© 2015 AMBER VALLEY SSP & TEC I.T. Ltd

This report has been produced on behalf of AMBER VALLEY SSP and is based on information provided by individual schools.

AMBER VALLEY SSP and TEC I.T. Ltd accept no responsibility for inaccurate data submitted.

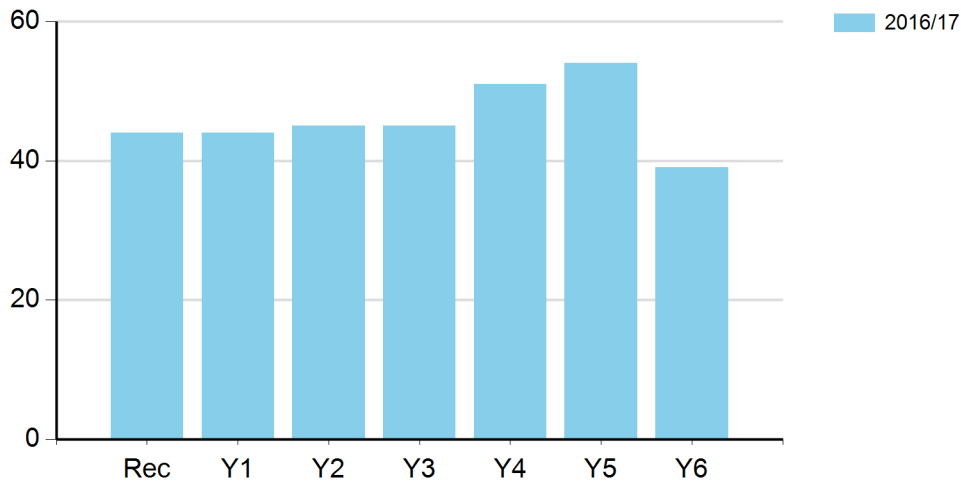


Minutes of PE in a typical week



	Total
2016/17	840

Number of young people participating in Intra School / Level 1 competitions



	Total
2016/17	322

Number of young people participating in Intra School / Level 1 competitions (By Key Stage)

	2016/17
KS1	133
KS2	189
School Total	322



© 2015 AMBER VALLEY SSP & TEC I.T. Ltd

This report has been produced on behalf of AMBER VALLEY SSP and is based on information provided by individual schools.

AMBER VALLEY SSP and TEC I.T. Ltd accept no responsibility for inaccurate data submitted.



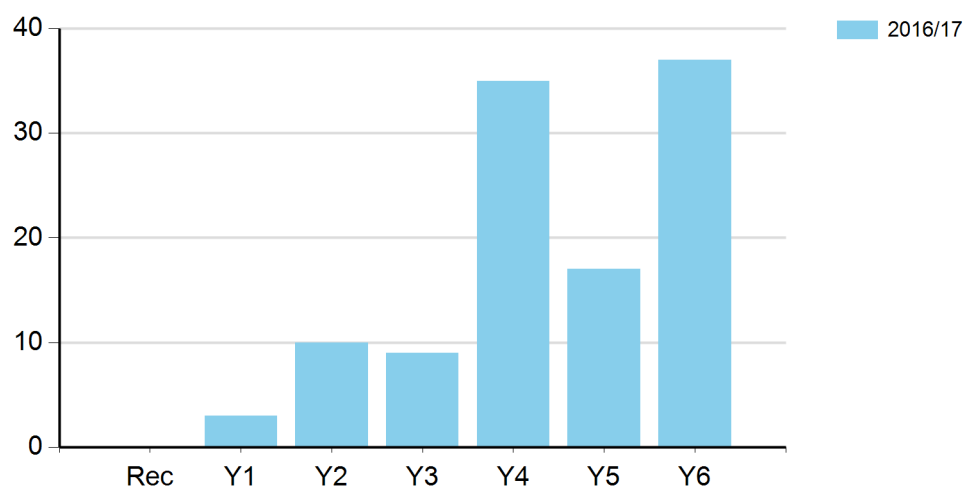
Percentage of young people involved in Intra / Level 1 competition

	2016/17
Rec	100.00%
Y1	100.00%
Y2	100.00%
Y3	100.00%
Y4	100.00%
Y5	100.00%
Y6	100.00%
Total School Average	100.00%

Intra / Level 1 comments

Every child has participated in intra-school competitions. We have 3 throughout the year for children to take part in, with a different sport each time.

Number of young people involved in Inter / Level 2 competition



	Total
2016/17	111



© 2015 AMBER VALLEY SSP & TEC I.T. Ltd

This report has been produced on behalf of AMBER VALLEY SSP and is based on information provided by individual schools.

AMBER VALLEY SSP and TEC I.T. Ltd accept no responsibility for inaccurate data submitted.



Number of young people involved in Inter / Level 2 competition (By Key Stage)

	2016/17
KS1	13
KS2	98
School Total	111

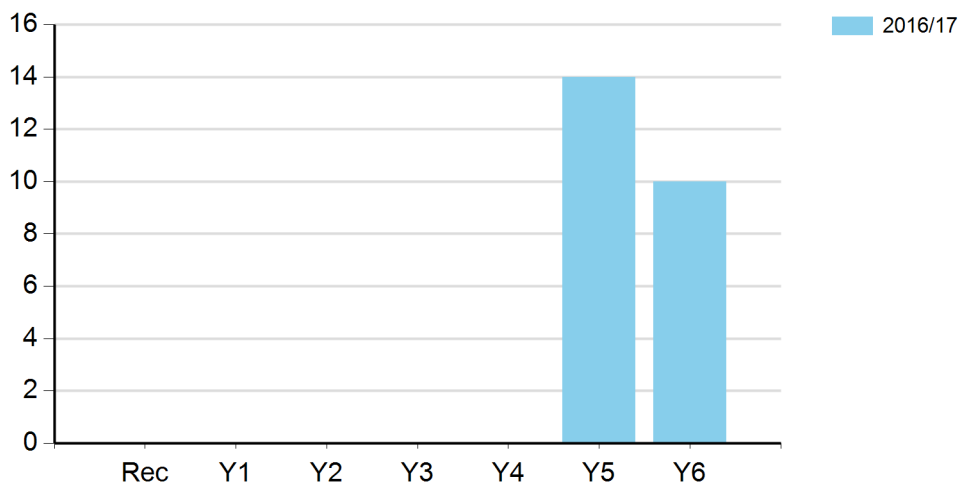
Percentage of young people involved in Inter / Level 2 competition

	2016/17
Rec	0.00%
Y1	6.82%
Y2	22.22%
Y3	20.00%
Y4	68.63%
Y5	31.48%
Y6	94.87%
Total School Average	34.47%

Inter / Level 2 comments

The school are part of SSP who organise many competitions throughout the year. Our school has participated in a range of sports for both KS1 and KS2.

Number of young people involved in Sports Leadership



	Total
2016/17	24

© 2015 AMBER VALLEY SSP & TEC I.T. Ltd



This report has been produced on behalf of AMBER VALLEY SSP and is based on information provided by individual schools.

AMBER VALLEY SSP and TEC I.T. Ltd accept no responsibility for inaccurate data submitted.



Number of young people involved in Sports Leadership (By Key Stage)

	2016/17
KS1	0
KS2	24
School Total	24

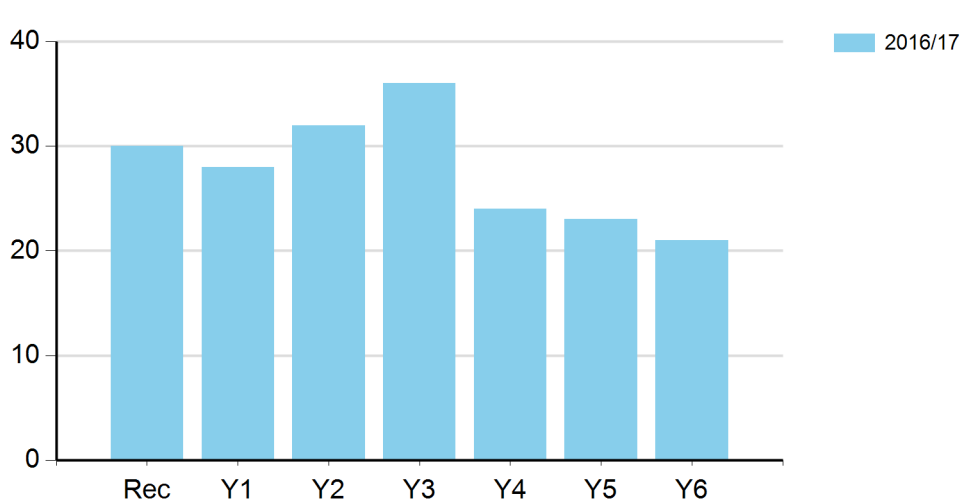
Percentage of young people involved in Sports Leadership

	2016/17
Rec	0.00%
Y1	0.00%
Y2	0.00%
Y3	0.00%
Y4	0.00%
Y5	25.93%
Y6	25.64%
Total School Average	7.45%

Leadership comments

Mini leaders are trained and run games for younger children during lunch times.

Number of young people participating in extra curricular sporting activity



	Total
2016/17	194



© 2015 AMBER VALLEY SSP & TEC I.T. Ltd

This report has been produced on behalf of AMBER VALLEY SSP and is based on information provided by individual schools.

AMBER VALLEY SSP and TEC I.T. Ltd accept no responsibility for inaccurate data submitted.



Number of young people participating in extra curricular sporting activity (By Key Stage)

	2016/17
KS1	90
KS2	104
School Total	194

Percentage of young people participating in extra curricular sporting activity

	2016/17
Rec	68.18%
Y1	63.64%
Y2	71.11%
Y3	80.00%
Y4	47.06%
Y5	42.59%
Y6	53.85%
Total School Average	60.25%

Extra Curricular Comments

The school offers many after school sport clubs including archery, dodgeball, multi-skills and many pupil premium children sign up to these.



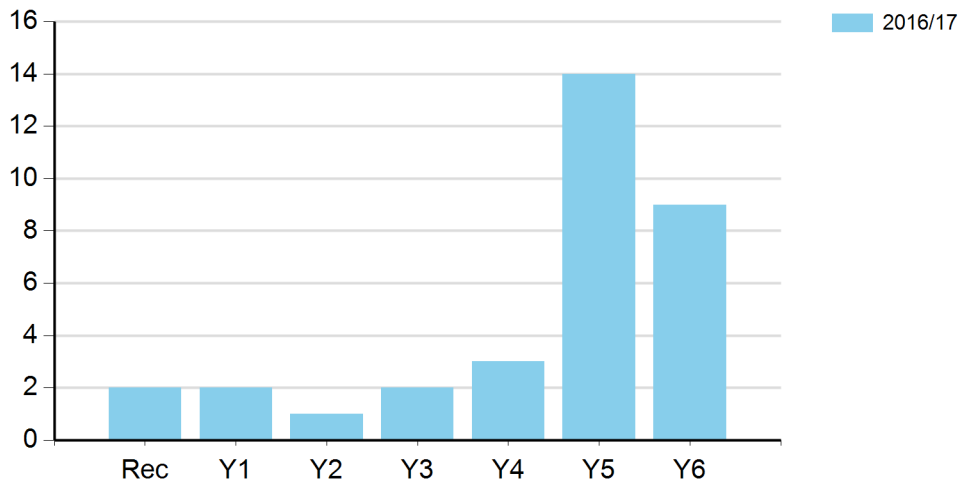
© 2015 AMBER VALLEY SSP & TEC I.T. Ltd

This report has been produced on behalf of AMBER VALLEY SSP and is based on information provided by individual schools.

AMBER VALLEY SSP and TEC I.T. Ltd accept no responsibility for inaccurate data submitted.



Number of young people (SEN) participating in Intra School / Level 1 competitions



	Total
2016/17	33

Number of young people (SEN) participating in Intra School / Level 1 competitions (By Key Stage)

	2016/17
KS1	5
KS2	28
School Total	33

Percentage of young people (SEN) involved in Intra / Level 1 competition

	2016/17
Rec	100.00%
Y1	100.00%
Y2	100.00%
Y3	100.00%
Y4	100.00%
Y5	100.00%
Y6	100.00%
Total School Average	100.00%



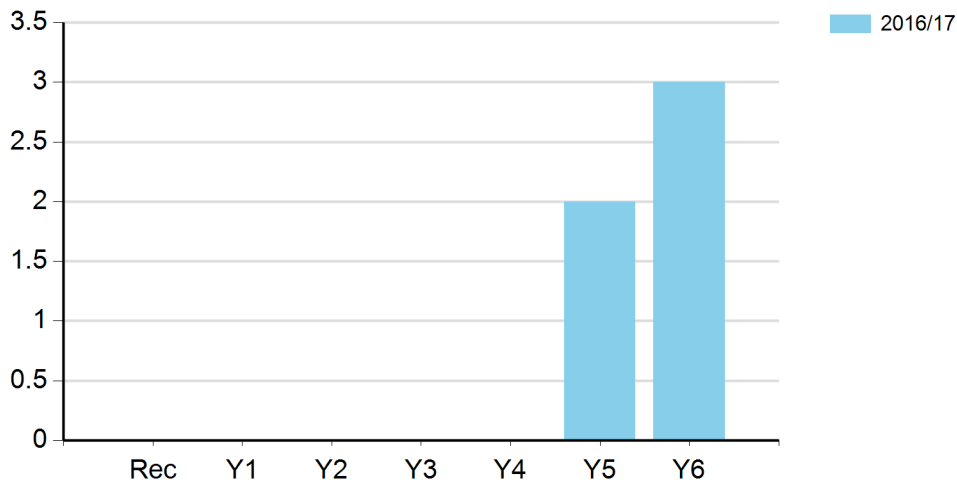
© 2015 AMBER VALLEY SSP & TEC I.T. Ltd

This report has been produced on behalf of AMBER VALLEY SSP and is based on information provided by individual schools.

AMBER VALLEY SSP and TEC I.T. Ltd accept no responsibility for inaccurate data submitted.



Number of young people (SEN) involved in Inter / Level 2 competition



	Total
2016/17	5

Number of young people (SEN) involved in Inter / Level 2 competition (By Key Stage)

	2016/17
KS1	0
KS2	5
School Total	5

Percentage of young people (SEN) involved in Inter / Level 2 competition

	2016/17
Rec	0.00%
Y1	0.00%
Y2	0.00%
Y3	0.00%
Y4	0.00%
Y5	14.29%
Y6	33.33%
Total School Average	15.15%



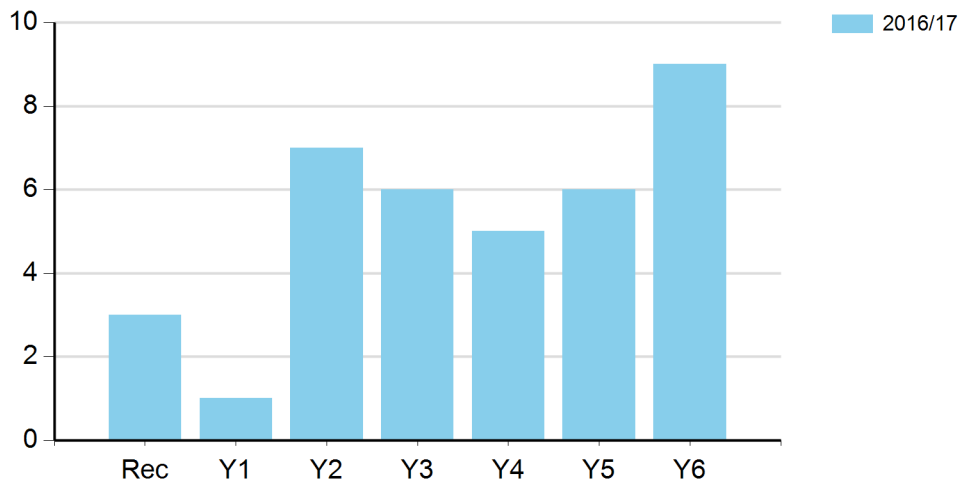
© 2015 AMBER VALLEY SSP & TEC I.T. Ltd

This report has been produced on behalf of AMBER VALLEY SSP and is based on information provided by individual schools.

AMBER VALLEY SSP and TEC I.T. Ltd accept no responsibility for inaccurate data submitted.



Number of young people (Pupil Premium) participating in Intra School / Level 1 competitions



	Total
2016/17	37

Number of young people (Pupil Premium) participating in Intra School / Level 1 competitions (By Key Stage)

	2016/17
KS1	11
KS2	26
School Total	37

Percentage of young people (Pupil Premium) involved in Intra / Level 1 competition

	2016/17
Rec	100.00%
Y1	100.00%
Y2	100.00%
Y3	100.00%
Y4	100.00%
Y5	100.00%
Y6	100.00%
Total School Average	100.00%



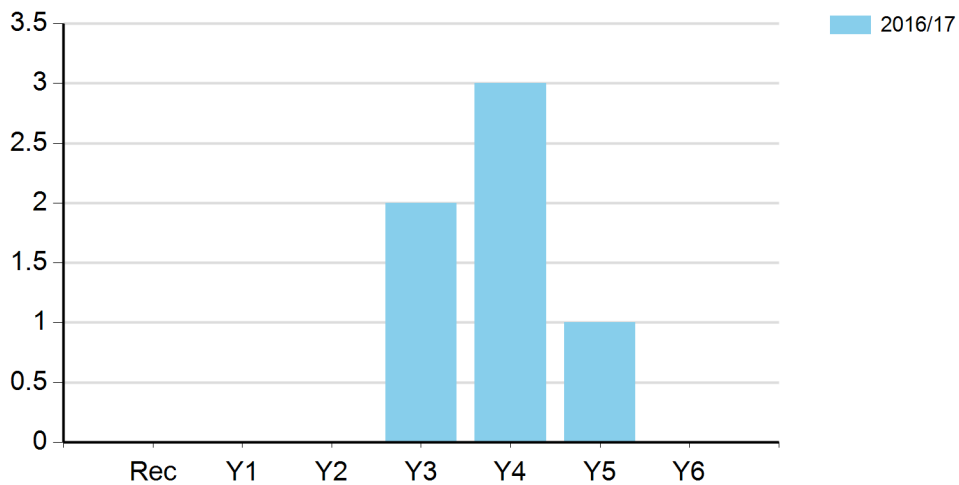
© 2015 AMBER VALLEY SSP & TEC I.T. Ltd

This report has been produced on behalf of AMBER VALLEY SSP and is based on information provided by individual schools.

AMBER VALLEY SSP and TEC I.T. Ltd accept no responsibility for inaccurate data submitted.



Number of young people (Pupil Premium) involved in Inter / Level 2 competition



	Total
2016/17	6

Number of young people (Pupil Premium) involved in Inter / Level 2 competition (By Key Stage)

	2016/17
KS1	0
KS2	6
School Total	6

Percentage of young people (Pupil Premium) involved in Inter / Level 2 competition

	2016/17
Rec	0.00%
Y1	0.00%
Y2	0.00%
Y3	33.33%
Y4	60.00%
Y5	16.67%
Y6	0.00%
Total School Average	16.22%



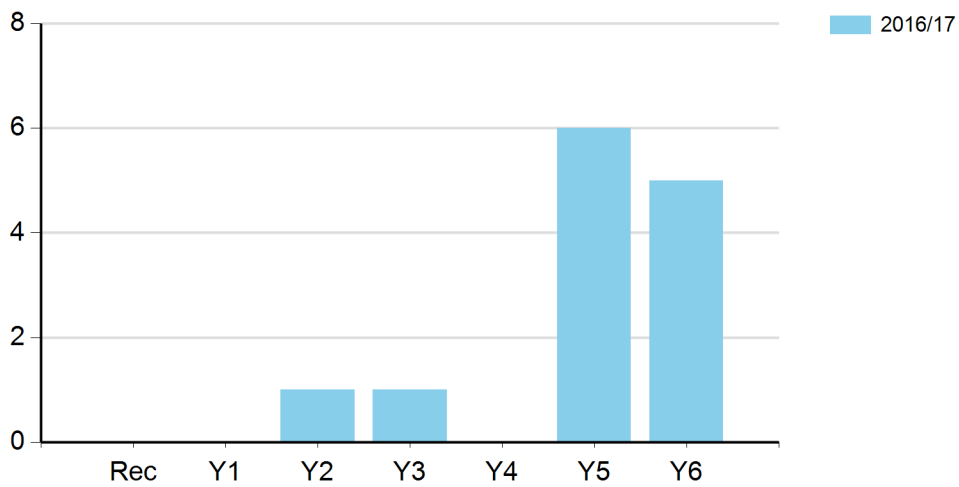
© 2015 AMBER VALLEY SSP & TEC I.T. Ltd

This report has been produced on behalf of AMBER VALLEY SSP and is based on information provided by individual schools.

AMBER VALLEY SSP and TEC I.T. Ltd accept no responsibility for inaccurate data submitted.



Number of young people (SEN) involved in Extra Curricular activities



	Total
2016/17	13

%ge of young people (SEN) involved in Extra Curricular activities

	2016/17
Rec	0.00%
Y1	0.00%
Y2	100.00%
Y3	50.00%
Y4	0.00%
Y5	42.86%
Y6	55.56%
Total School Average	39.39%

© 2015 AMBER VALLEY SSP & TEC I.T. Ltd

This report has been produced on behalf of AMBER VALLEY SSP and is based on information provided by individual schools.

AMBER VALLEY SSP and TEC I.T. Ltd accept no responsibility for inaccurate data submitted.

