

Atlas

DOC M PADDED SHOWER SEAT BLUE



Product Code	STBLSHOWER
Weight (Kg)	10.4
Material	Aluminium and steel
Colour	Blue

Blue: STBLSHOWER
Grey: STGRSHOWER



RAL5011
LRV - 5.52



RAL7005
LRV - 18.52

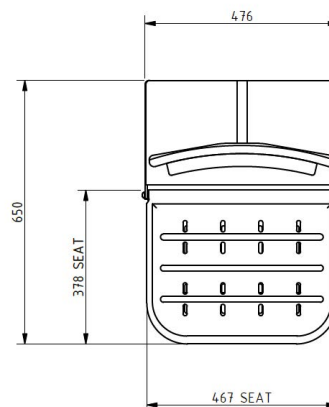
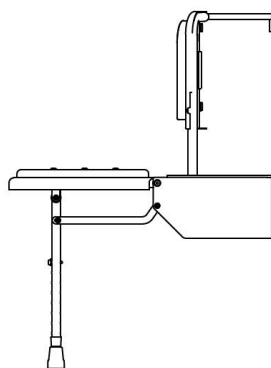
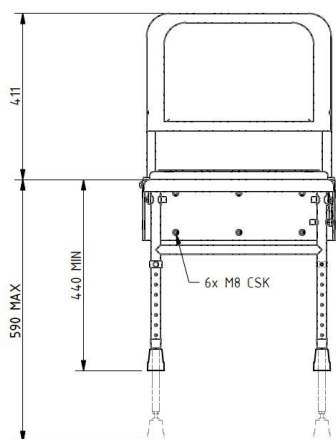
Key features:

- Extended projection
- Non-corrosive
- Height adjustable

Description:

This shower seat comes with a durable clip on plastic seat which includes drainage holes. Extended projection to allow easier side transfer from wheelchair.

MAX RATED LOAD: 250 kg



All dimensions are approximate and subject to normal variation. Although every effort is made not to change the above product specification, Lecico reserve the right to do so without prior notification if necessary. All guarantees are against manufacturers defects. Full information on guarantees available upon request.