

SAFFIA HIGH LEVEL CISTERN INCLUDES MECHANISM



Product Code	SAFHLBCI
Flushing Volume (Ltr)	6/4 Standard
Weight (Kg)	16.3
Cistern fittings included	Yes
Pre-installed/Bagged	N/A
Material	Vitreous China
Flushing Mechanism	Dual Flush Lever
Inlet	RH Bottom Inlet
High Level Pipework Required	SAFHLPKLNC

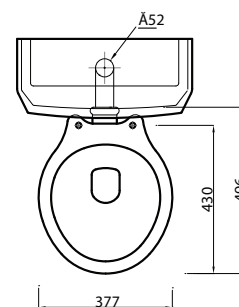
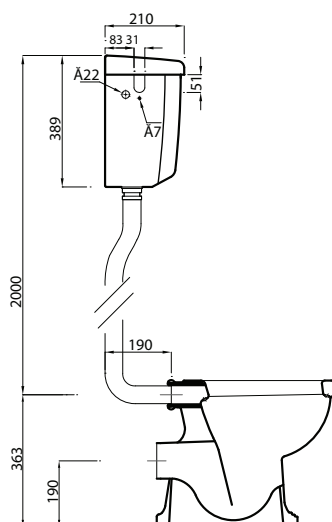
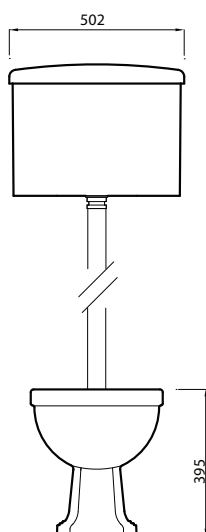
Shown: High level WC with soft close seat.
SAFHLCI, SAFLLPA, SAFHLPKLNC, SAFSTSC

Key features:

- CE Compliant
- Traditional design
- Cistern can be fixed to a wall
- Lifetime ceramic guarantee*

Description:

This high level WC epitomises classic English Victorian design with benefits of modern manufacturing techniques. Cistern requires the high level pipework (SAFHLPKLNC).



All dimensions are approximate and subject to normal ceramic variation. Although every effort is made not to change the above product specification, Lecico reserve the right to do so without prior notification if necessary. *Against manufacturers defects. Full information on guarantees available upon request.