

LEFT OR RIGHT HANDED 46CM BASIN, DOC M PACK
TMV3 BLENDING VALVE (GREY RAILS)



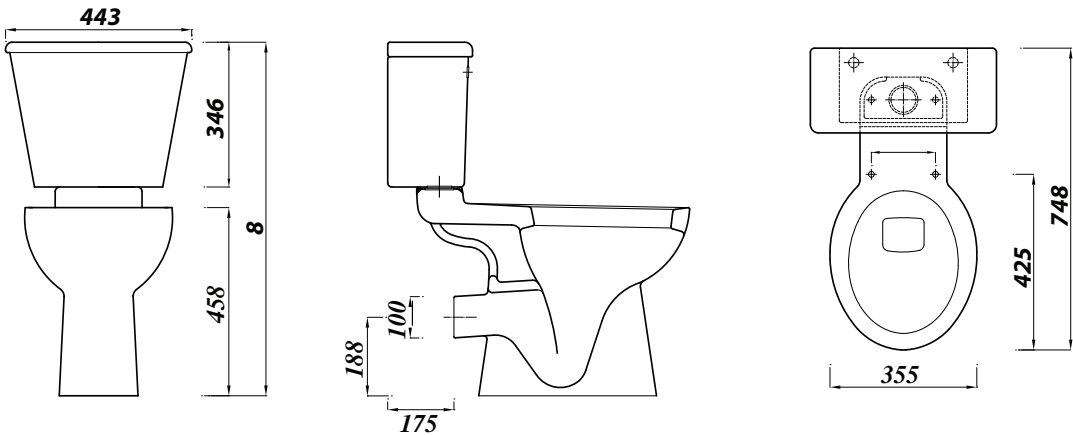
Product Code	EDOCMGRTMVBLEND
Weight (Kg)	53.5
Material	Vitreous China, Mixed Plastics and Metals
Tap holes	Two tap hole basin supplied with a tap hole stopper
Grab Rails	Exposed Grey Rails
Tap	Sequential Lever Tap (not TMV3)
Inlet	Bottom Inlet - LH or RH
Flushing Volume (L)	6ltr Single Flush
RAL Colour	Grey - 7005
LRV	18.52

Included in Pack:

- 1 x Sequential lever tap
- 1 x TMV3 blending valve
- 5 x 60cm Grab rails & 1x Zinged grab rail
- 1 x Raised Zeight ban and a ringed seat
- 1 x Cistern & Xttings [nc epatula ^ever

Description:

Document M of the Building Regulations (2004) and BS waste 8300-2009 provide government guidance on the layouts of an accessible wash-room in non-domestic settings. It ensures consistent levels of installation and function designed for all users. UKCA Compliant and WRAS Approved.



All dimensions are approximate and subject to normal ceramic variation. Although every effort is made not to change the above product specification, Lecico reserve the right to do so without prior notification if necessary. Lifetime ceramic guarantee against manufacturers defects. Full information on guarantees available upon request.

Atlas Pro



DOC M 18X11 BASIN 2TH (NO OVERFLOW OR CHAIN STAY HOLE)



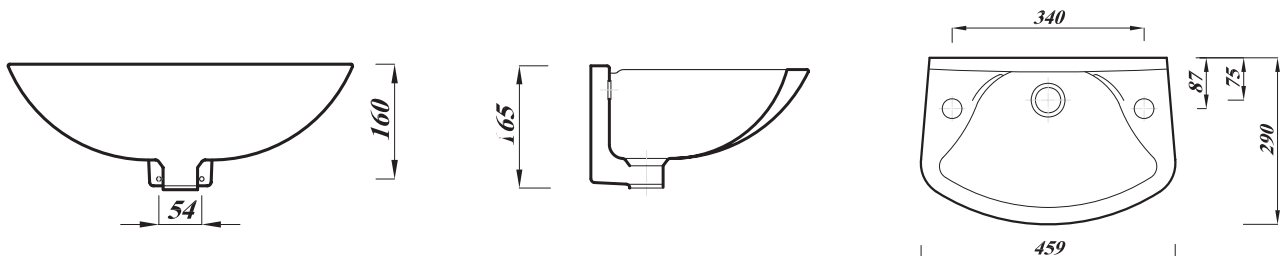
Product Code	DASWH18BA
Weight (Kg)	6.3
Material	Vitreous China
Tap holes	2
Fixings	Bracket - BRACK / Fixing bolts
Extras	Grated waste - DGRWASTE / Bottle trap - BOTRAPCH

Key features:

- UKCA compliant
- No overflow
- Compact design
- 35mm tap holes
- Includes a white tap hole blanking plug
- Lifetime ceramic guarantee*

Description:

The economy DocM basin features two tap holes, is ideal for commercial applications and is compliant with LANTAC. This basin has no overflow or chain-stay hole and can be left or right handed, to ensure the tap is closest to the WC.



All dimensions are approximate and subject to normal ceramic variation. Although every effort is made not to change the above product specification, Lecico reserve the right to do so without prior notification if necessary.
*Against manufacturers defects. Full information on guarantees available upon request.

Lecico
b a t h r o o m s

Atlas Pro

FLUSH GRATED WASTE



Product Code	DGRWASTE
Colour	Polished chrome finish
Weight (Kg)	0.2
Material	Brass

Key features:

- Waste size - 1 ¼"
- Unslotted
- Easy clean
- Easy install

Description:

A modern high-quality chrome flush grated basin waste. Its flush face allows it to be ideal for commercial and clinical uses as is designed to minimise germ build up around the waste hole.



All dimensions are approximate and subject to normal variation. Although every effort is made not to change the above product specification, Lecico reserve the right to do so without prior notification if necessary.

Atlas Pro

SEQUENTIAL LEVER ACTION MONO MIXER TAP



Product Code	DMIXER
Weight (Kg)	1.02
Material	Chrome
Min Pressure	0.2 bar
Min Pressure	5 bar

Accreditation:



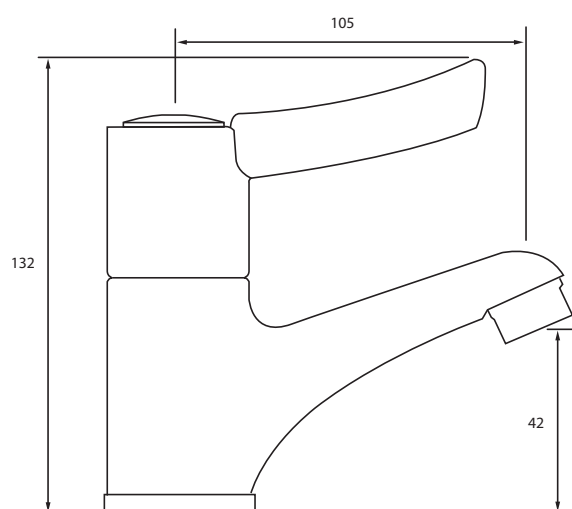
2107134

Key features:

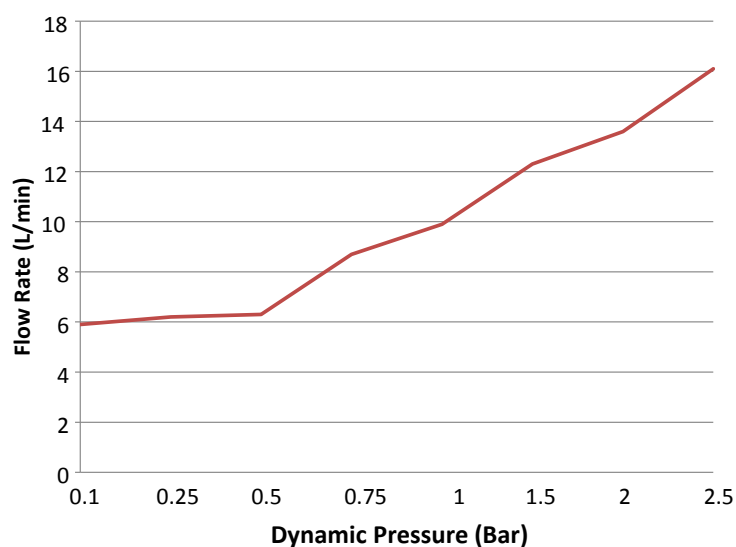
- Ceramic disc
- Simple lever operation
- Reinforced cartridge for heavy duty use
- WRAS approved
- 5 year guarantee*

Description:

The lever operated sequential basin mixer tap is ideal for less able users. The flat lever allows the user to operate the tap, even with limited dexterity. The smooth operation of the reinforced cartridge ensures strength and durability.



Flow rates



All dimensions are approximate and subject to normal ceramic variation. Although every effort is made not to change the above product specification, Lecico reserve the right to do so without prior notification if necessary.

*Against manufacturers defects. Full information on guarantees available upon request.

DOC M CC LEVER CISTERN (SHELL ONLY) LH & RH



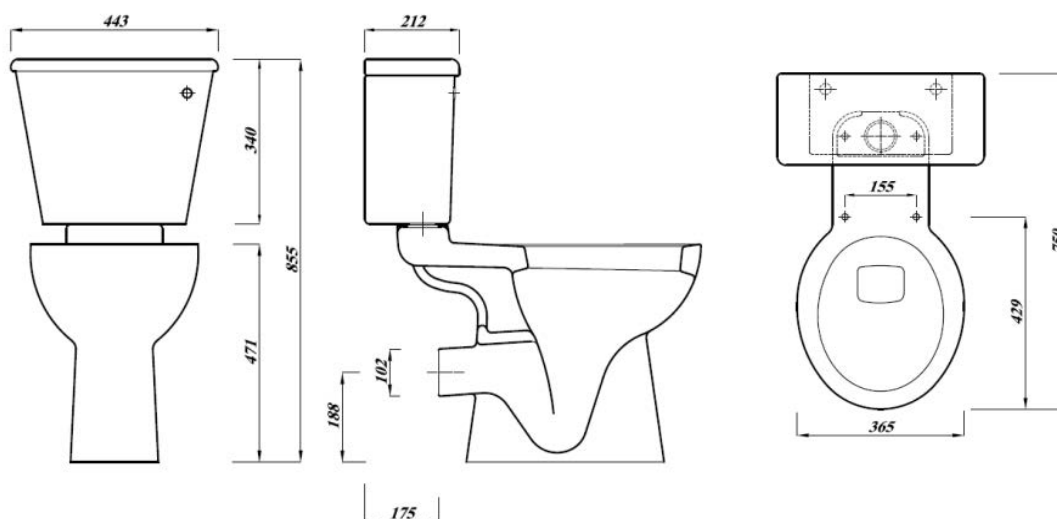
Product Code	DOCMCI
Weight (Kg)	13.7
Material	Vitreous china
Flushing Volume (L)	6ltr Single Flush
Flushing Mechanism	Lever Action - left or right hand
Inlet	Bottom Inlet
Cistern fittings included	No - (CPKDOC Required)
Pre-Installed/Bagged	N/A

Key features:

- Cistern fittings required - CPKDOC
- UKCA compliant
- Easy operate single flush mechanism
- Lockable Lid by screw
- Dual Punched

Description:

This comfort height cistern is designed to be fully compliant with DocM. When used in conjunction with other dedicated DocM products from the Lecico range and following the official DocM room layout, this combination ensures statutory compliance.



DOC M CLOSE COUPLED PAN (460 HIGH)



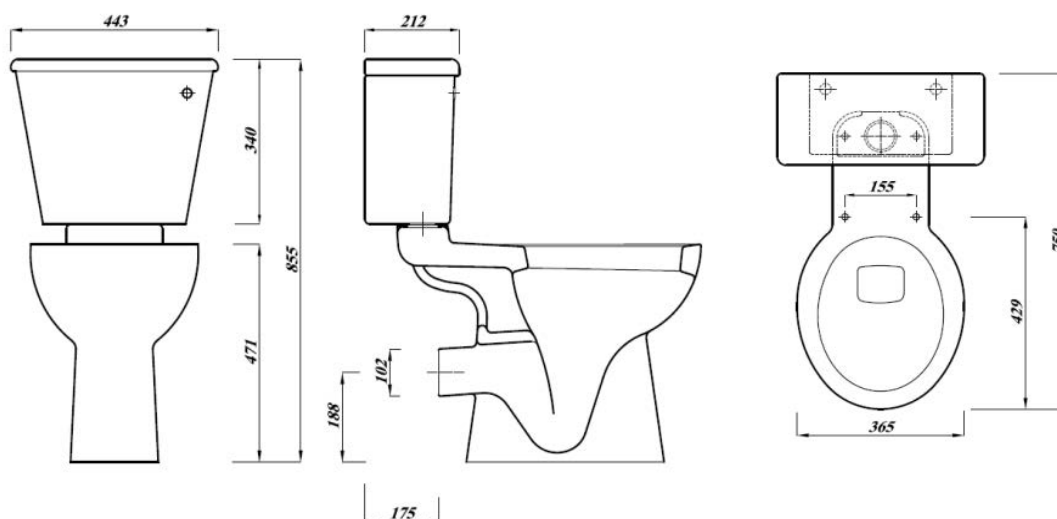
Product Code	DOCMNPAN
Weight (Kg)	18.4kg
Material	Vitreous China
Flushing Volume (L)	6ltr Single Flush
Colour	White
Suitable Ring Seats - No lid	White - STWHRING2 Blue - STDBRING2 Grey - STGRRING2
Suitable Ring Seats - With Lid	White - STWHLRING Blue - STDBLRING Grey - STGRRLRING
Suitable Anti-lateral seats	White - STRINGALWH Blue - STRINGALBL Grey - STRINGALGR
Suitable Cistern	DOCMCI

Key features:

- Horizontal outlet
- UKCA compliant
- Classic close coupled design
- Raised height

Description:

This comfort height WC is designed to be fully compliant with DocM. Its raised height and 750mm projection makes transferring to and from a wheelchair easier. When used in conjunction with other dedicated DocM products from the Lecico range and following the official DocM room layout, this combination ensures statutory compliance.



All dimensions are approximate and subject to normal ceramic variation. Although every effort is made not to change the above product specification, Lecico reserve the right to do so without prior notification if necessary.
*Against manufacturers defects. Full information on guarantees available upon request.


Atlas Pro

ANTI-LATERAL BUFFERS SEAT WITH TOP FIX HINGES - GREY - NO LID



Product Code	STRINGALGR
Weight (Kg)	1.5
Material	Plastic
Soft close	No
Colour	Grey
Fixing	Top Fix

Blue: STRINGALBL
White: STRINGALWH
Grey: STRINGALGR


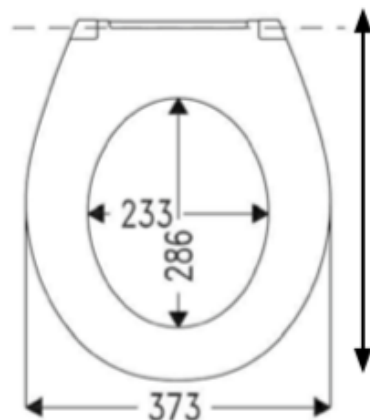


Key features:

- Anti-lateral seat with retaining buffers
- Top fix hinges
- 2 year guarantee on standard hinge seats
- UKCA compliant

Description:

Designed with DocM in mind this anti-lateral seat has buffers built in to reduce movement during use. The seat itself is made from high quality and durable thermoplast ideal for high traffic areas.



All dimensions are approximate and subject to normal variation. Although every effort is made not to change the above product specification, Lecico reserve the right to do so without prior notification if necessary.

Atlas Pro

15MM THERMOSTATIC (TMV3) BLENDING VALVE CHROME



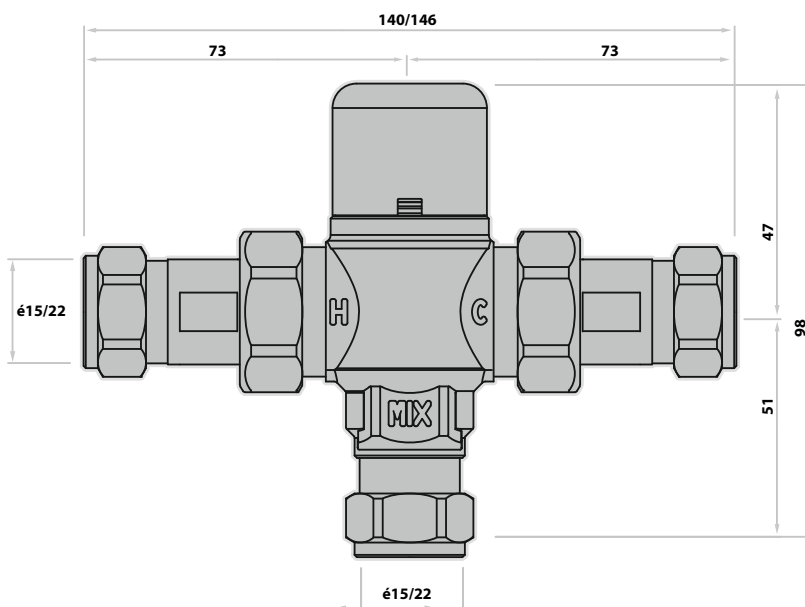
Product Code	TMVBLEND15
Colour	Chrome Finish
Weight (Kg)	3.5
Inlet Temperature Range	52°C - 65°C: Hot 05°C - 20°C: Cold
Maximum Inlet Temperature	85°C
Maximum Working Pressure	10 Bar : Static
Minimum Working Pressure	0.2 Bar : Dynamic

Key features:

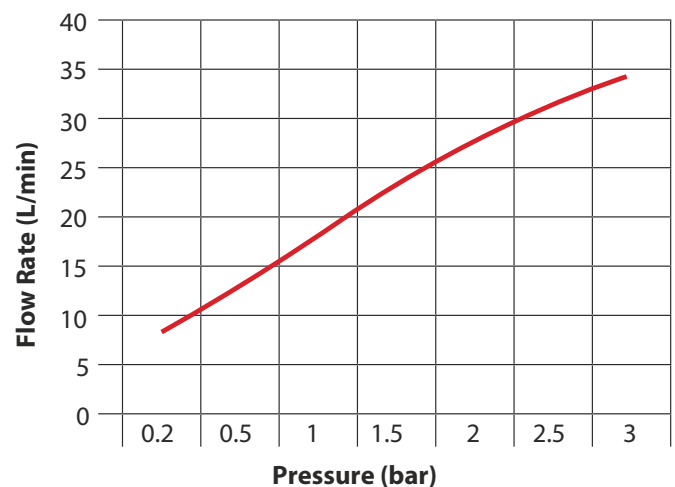
- TMV3 approved
- Building Regulations Part G compliant
- Robust and Realible

Description:

This Blending valve delivers safe, blended hot water to taps, showers, bidets and other water outlets, making it ideal for use in hospitals, schools and leisure centres. The TMV has been independently tested and approved by the TMV3 scheme as a type 3 valve under the requirements of the NHS MES - D08




Flow Rates for 15mm Mixing Valves




All dimensions are approximate and subject to normal ceramic variation. Although every effort is made not to change the above product specification, Lecico reserve the right to do so without prior notification if necessary. Against manufacturers defects. Full information on guarantees available upon request.

GRAB RAIL PACK- 600MM - EXPOSED FIXING - WHITE



Product Code	EDMWHPACK
Weight (Kg)	7.8
Material	Steel
Colour	White

Blue: EDMBLPACK
Satin S/S: EDMSSPACK
Polished S/S: EDMPSPPACK
Grey: EDMGRPACK



RAL9016
 LRV - 87.67



RAL5011
 LRV - 5.52



RAL7005
 LRV - 18.52



Polished s/s
 LRV - 58



Satin s/s
 LRV - 41

Key features:

- 5 600mm length grab rails
- 1 800mm Hinged rail (without toilet roll holder)
- Exposed fixings
- Colour options provide contrast options from the wall

Description:

Designed with the user in mind, these grab rails help to provide extra points of contact around the room making the bathroom more accessible. These rails are for use where additional assistance may be required.

