


LEFT OR RIGHT HANDED 46CM BASIN, BACK-TO-WALL DOC M PACK (GREY RAILS)



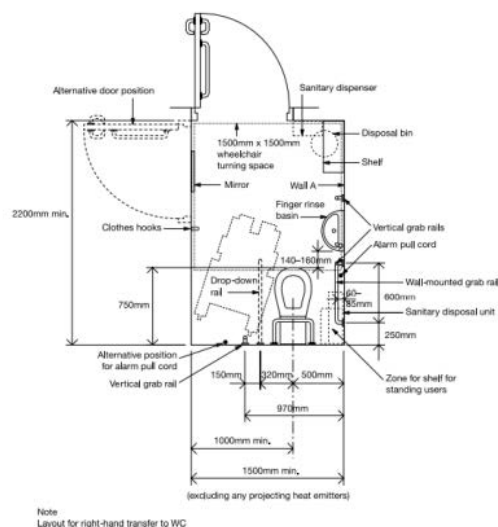
Product Code	EDOCMGRBTW
Weight (Kg)	53.5
Material	Vitreous China, Mixed Plastics and Metals
Tap Holes	Two tap hole basin supplied with a tap hole stopper
Grab Rails	Exposed Grey Rails
Tap	Sequential Lever Tap (not TMV3)
Inlet	Bottom Inlet - LH or RH
Flushing Volume (L)	4 / 2.6 L Dual Flush
RAL Colour	Grey - 7005
LRV	87.67

Included in Pack:

- 1 x 46cm LH or RH basin with brackets (no overflow)
- 1 x Grated waste
- 1 x Sequential lever tap
- 1 x Tap hole stopper
- 5 x 60cm Grab rails
- 1 x Hinged grab rail
- 1 x Raised height BTW pan and a ringed seat
- 1 x Extended flushpipe
- 1 x Concealed cistern & fittings inc spatula lever
- 1 x Back rest

Description:

Document M of the Building Regulations (2004) and BS waste 8300-2009 provide government guidance on the layouts of an accessible wash-room in non-domestic settings. It ensures consistent levels of installation and function designed for all users. UKCA Compliant and WRAS Approved.



All dimensions are approximate and subject to normal ceramic variation. Although every effort is made not to change the above product specification, Lecico reserve the right to do so without prior notification if necessary. *Against manufacturers defects. Full information on guarantees available upon request.

Atlas Pro



DOC M 18X11 BASIN 2TH (NO OVERFLOW OR CHAIN STAY HOLE)



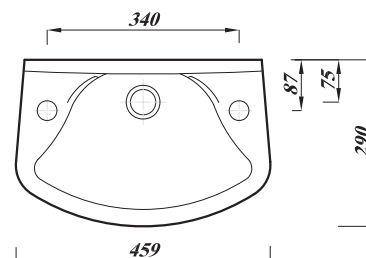
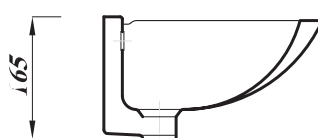
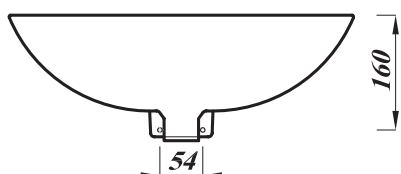
Product Code	DASWH18BA
Weight (Kg)	6.3
Material	Vitreous China
Tap holes	2
Fixings	Bracket - BRACK
Extras	Grated waste - DGRWASTE / Bottle trap - BOTRAPCH

Key features:

- UKCA compliant
- No overflow
- Compact design
- 35mm tap holes
- Includes a white tap hole blanking plug
- Lifetime ceramic guarantee*

Description:

The economy DocM basin features two tap holes, is ideal for commercial applications and is compliant with LANTAC. This basin has no overflow or chain-stay hole and can be left or right handed, to ensure the tap is closest to the WC.



All dimensions are approximate and subject to normal ceramic variation. Although every effort is made not to change the above product specification, Lecico reserve the right to do so without prior notification if necessary.
*Against manufacturers defects. Full information on guarantees available upon request.

Lecico
b a t h r o o m s

Atlas Pro

FLUSH GRATED WASTE



Product Code	DGRWASTE
Colour	Polished chrome finish
Weight (Kg)	0.2
Material	Brass

Key features:

- Waste size - 1 ¼"
- Unslotted
- Easy clean
- Easy install

Description:

A modern high-quality chrome flush grated basin waste. Its flush face allows it to be ideal for commercial and clinical uses as is designed to minimise germ build up around the waste hole.



All dimensions are approximate and subject to normal variation. Although every effort is made not to change the above product specification, Lecico reserve the right to do so without prior notification if necessary.

Atlas Pro

SEQUENTIAL LEVER ACTION MONO MIXER TAP



Product Code	DMIXER
Weight (Kg)	1.02
Material	Chrome
Min Pressure	0.2 bar
Min Pressure	5 bar

Accreditation:



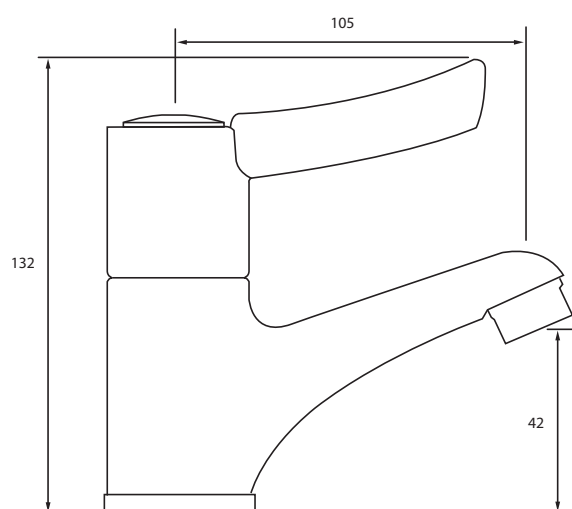
2107134

Key features:

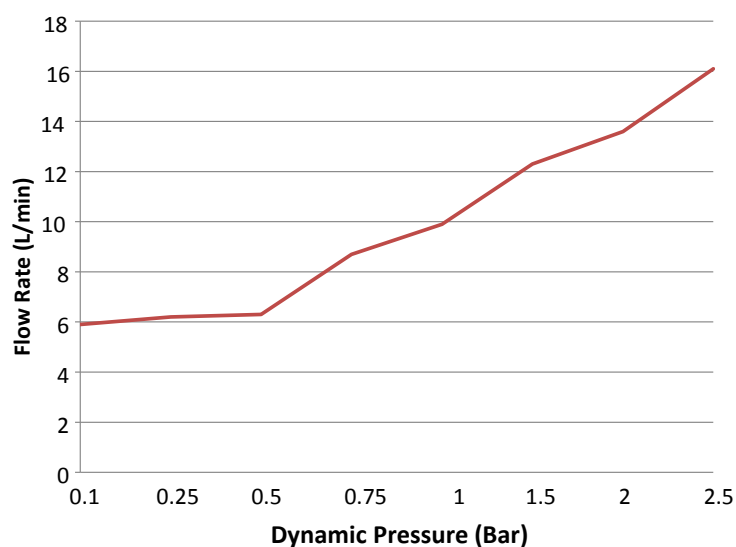
- Ceramic disc
- Simple lever operation
- Reinforced cartridge for heavy duty use
- WRAS approved
- 5 year guarantee*

Description:

The lever operated sequential basin mixer tap is ideal for less able users. The flat lever allows the user to operate the tap, even with limited dexterity. The smooth operation of the reinforced cartridge ensures strength and durability.



Flow rates



All dimensions are approximate and subject to normal ceramic variation. Although every effort is made not to change the above product specification, Lecico reserve the right to do so without prior notification if necessary.

*Against manufacturers defects. Full information on guarantees available upon request.

DOC M BACK TO WALL RIMLESS 750
PROJECTION PAN



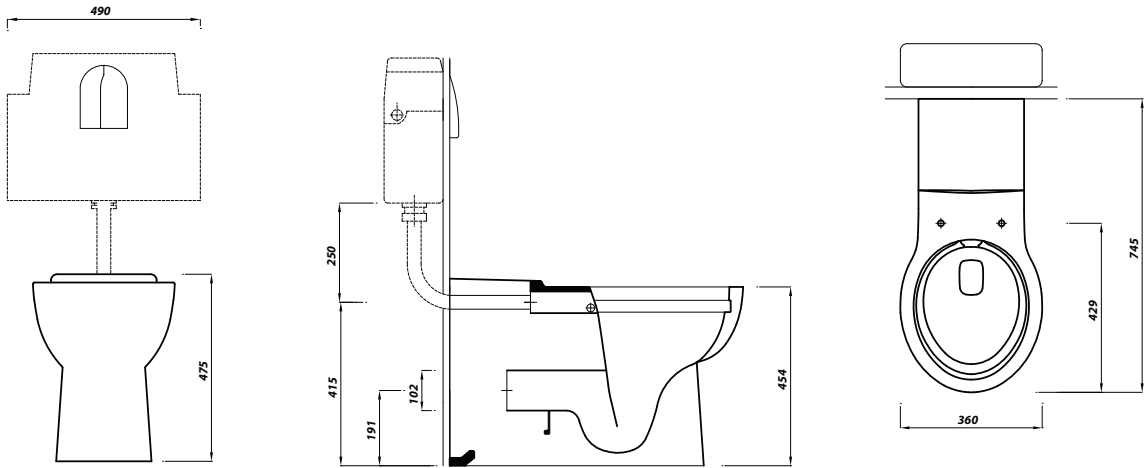
Product Code	DOCMBTW75RIM
Weight (Kg)	35.3kg
Material	Vitreous China
Colour	White
Flushing volume	4/2.6ltr
Suitable Ring Seats - No lid	White - STWHTFIXRINGA2 Blue - STDBRING2TFKIT Grey - STGRTFIXRINGA2
Suitable Ring Seats - With Lid	White - STWHTFIXLRINGA2 Blue - STDBTFLRING2 Grey - STDGRTFLRING2
Suitable Anti-lateral seats	White - STRINGALWH Blue - STRINGALBL Grey - STRINGALGR

Key features:

- Horizontal outlet
- UKCA and HBN 00-10 Part C Compliant
- Raised height
- DocM ready

Description:

Designed to meet the requirements of Doc M. This WC has a projection of 750mm to provide easy access for wheelchair users and those with limited mobility. The Rimless design also makes this product comply with HBN 00-10 Part C (formerly know as HTM64).



All dimensions are approximate and subject to normal ceramic variation. Although every effort is made not to change the above product specification, Lecico reserve the right to do so without prior notification if necessary. Full information on guarantees available upon request.

Atlas Pro

ANTI-LATERAL BUFFERS SEAT WITH TOP FIX HINGES - GREY - NO LID



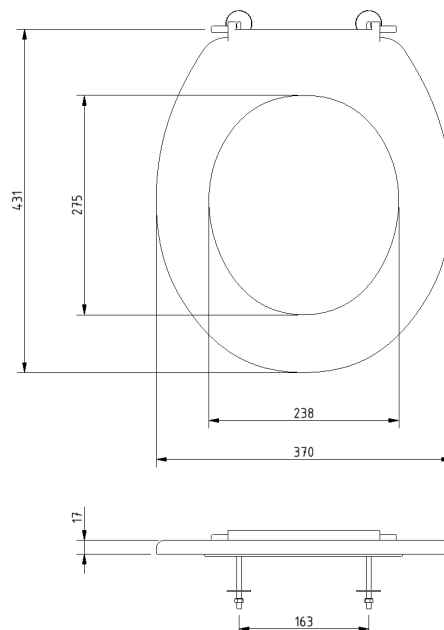
Product Code	STRINGGRALDOC
Weight (Kg)	1.3
Material	Plastic
Soft close	No
Colour	Grey
Fixing	Top Fix

Key features:

- Complies with Doc M
- Anti-bacterial, strong and durable
- Ergonomic and comfortable shape
- Stainless steel hinge
- Adjustable locating buffers

Description:

Designed with Doc M in mind this anti-lateral seat has buffers built in to reduce movement during use. The seat itself is made from high quality and durable duroplast ideal for high traffic areas.



All dimensions are approximate and subject to normal variation. Although every effort is made not to change the above product specification, Lecico reserve the right to do so without prior notification if necessary.

CONCEALED CISTERN DIMPLE LEVER WITH EXTENDED FLUSH PIPE



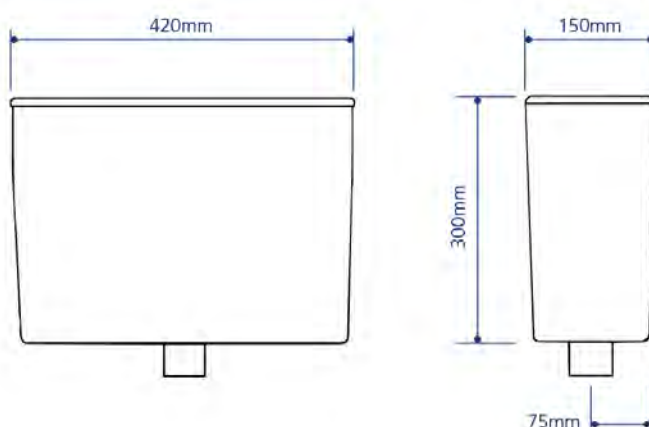
Product Code	BTWPHACIDOCE
Flushing Volume (Ltr)	4/2.6
Weight (Kg)	2.9
Cistern fittings included	Yes
Pre-installed/Bagged	Pre-installed
Material	Mixed Plastics
Flushing Mechanism	Dual Flush Lever
Inlet	RH or LH Bottom Inlet
Access	Top

Key features:

- Chrome effect lever (dimple lever on DocM variant)
- Polystyrene high density cistern body
- WRAS approved

Description:

Ideal for use behind tiles and partitioning and in most other concealed applications. Factory assembled for quick and easy installation. This cistern is available for use with our DocM 750mm projection WC's. This is supplied with extended flushpipe and dimple lever.



All dimensions are approximate and subject to normal variation. Although every effort is made not to change the above product specification, Lecico reserve the right to do so without prior notification if necessary. Full information on guarantees available upon request.

GRAB RAIL PACK- 600MM - EXPOSED FIXING - WHITE



Product Code	EDMWHPACK
Weight (Kg)	7.8
Material	Steel
Colour	White

Blue: EDMBLPACK
Satin S/S: EDMSSPACK
Polished S/S: EDMPSPPACK
Grey: EDMGRPACK



RAL9016
 LRV - 87.67



RAL5011
 LRV - 5.52



RAL7005
 LRV - 18.52



Polished s/s
 LRV - 58



Satin s/s
 LRV - 41

Key features:

- 5 600mm length grab rails
- 1 800mm Hinged rail (without toilet roll holder)
- Exposed fixings
- Colour options provide contrast options from the wall

Description:

Designed with the user in mind, these grab rails help to provide extra points of contact around the room making the bathroom more accessible. These rails are for use where additional assistance may be required.

