

DESIGNER SERIES COLLECTION

DESIGNER SERIES 5 WC SET

(SOFT CLOSE SEAT)



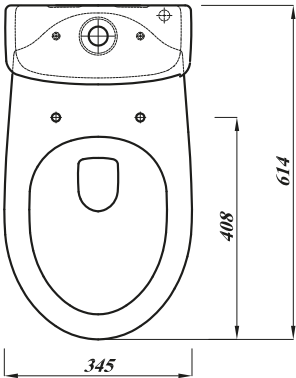
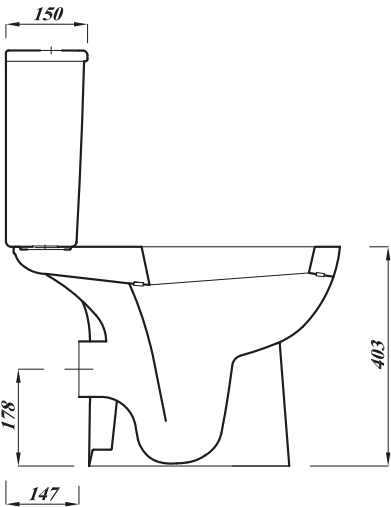
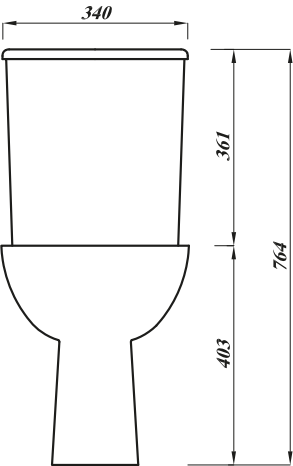
Pack includes: DS5CCPAN - DS56PCI - STWHSC2MG

Key features:

- CE Compliant
- Space saving design
- Water saving design
- Lifetime ceramic guarantee*

Description:

Fill even the smallest space with lots of style. Its clean lines make it a stylish yet practical option when space is at a premium. This pan retains full usability despite its compact dimensions of just 614mm in depth.



Special notes

Pan fixes to floor using side fixing bracket supplied with pan.

All dimensions are approximate and subject to normal ceramic variation. Although every effort is made not to change the above product specification, Lecico reserve the right to do so without prior notification if necessary. *Against manufacturers defects. Full information on guarantees available upon request.

Product Code	DS5WCSETSC
Outlet	Horizontal
Weight (Kg)	30.7
Fixing kit included	Yes
Material	Vitreous China
Flushing Volume (Ltr)	6/4ltr standard / Adjustable down to 4/2.6ltr
Cistern fittings included	Yes
Pre-installed/Bagged	Pre-installed
Flushing Mechanism	Dual Flush Push Button
Inlet	RH Bottom Inlet