

Atlas

CLOSE COUPLED, RIMLESS, RIGHT HANDED PENINSULAR DOC M PACK (GREY RAILS)

Peninsular packs



*Illustrated as a RH pack

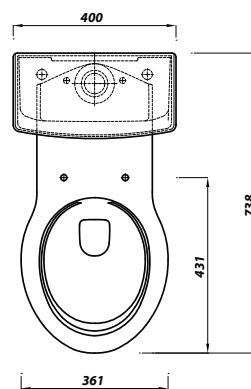
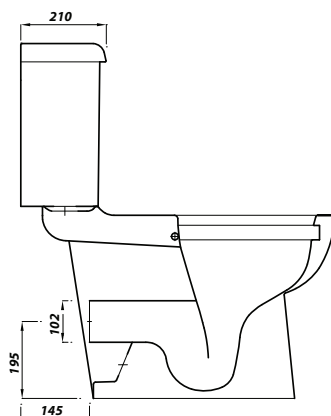
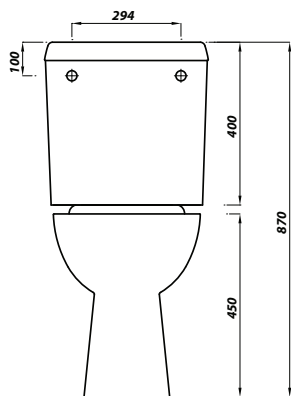
Product Code	DOCMPENCCRHGR
Weight (Kg)	77.5
Material	Vitreous China, Mixed Plastics and Metals
Tap holes	1 (Right Handed)
Grab Rails	Concealed Grey Rails
Tap	TMV3 Sequential Lever Tap
Inlet	Bottom Inlet - LH or RH
Flushing Volume (L)	4ltr Single Flush
RAL Colour	Grey - 7005
LRV	18.52

Included in Pack:

- 50cm RH Basin (No Overflow) inc grated waste with brackets
- Thermostatic Sequential lever tap
- 5 60cm Grab rails & 2 Hinged grab rails
- Rimless, Raised Height CC Pan and anti-lateral seat
- Cistern & Fittings Inc Spatula Lever
- Toilet roll holder not included in these models

Description:

Document M of the Building Regulations (2004) and BS 8300-2009 provide government guidance on the layouts of an accessible washroom in non-domestic settings. It ensures consistent levels of installation and function designed for all users. UKCA Compliant and WRAS Approved.



All dimensions are approximate and subject to normal variation. Although every effort is made not to change the above product specification, Lecico reserve the right to do so without prior notification if necessary. All guarantees are against manufacturers defects. Full information on guarantees available upon request.

Lecico
bathrooms
a great deal more