


CLOSE COUPLED, RIMLESS, LEFT HANDED PENINSULAR DOC M PACK (WHITE RAILS)

Peninsular packs



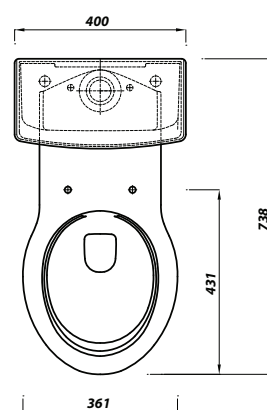
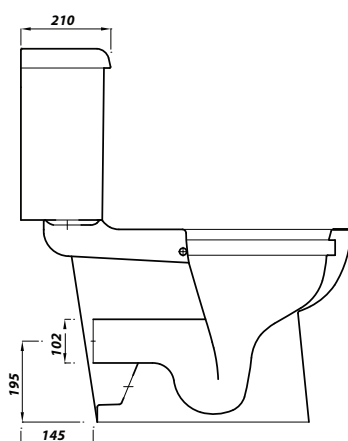
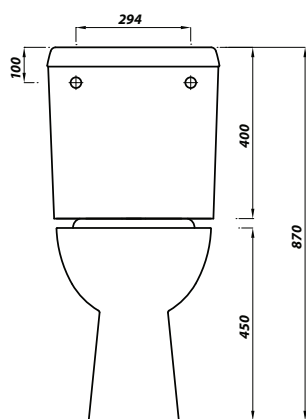
Product Code	DOCOMPENCCLH
Weight (Kg)	77.5
Material	Vitreous China, Mixed Plastics and Metals
Tap holes	1 (Left Handed)
Grab Rails	Concealed White Rails
Tap	TMV3 Sequential Lever Tap
Inlet	Bottom Inlet - LH or RH
Flushing Volume (L)	4ltr Single Flush
RAL Colour	White - 9016
LRV	87.67

Included in Pack:

- 50cm LH Basin (No Overflow) inc grated waste with brackets
- Thermostatic Sequential lever tap
- 5 60cm Grab rails & 2 Hinged grab rails
- Rimless, Raised Height CC Pan and anti-lateral seat
- Cistern & Fittings Inc Spatula Lever

Description:

Document M of the Building Regulations (2004) and BS 8300-2009 provide government guidance on the layouts of an accessible washroom in non-domestic settings. It ensures consistent levels of installation and function designed for all users. UKCA Compliant and WRAS Approved.



All dimensions are approximate and subject to normal ceramic variation. Although every effort is made not to change the above product specification, Lecico reserve the right to do so without prior notification if necessary. Lifetime ceramic guarantee against manufacturers defects. Full information on guarantees available upon request.

*Toilet roll holder not included with these models