

## BACK TO WALL, RIMLESS, LEFT HANDED PENINSULAR DOC M PACK (BLUE RAILS)

### Peninsular packs



\*Illustrated as Pan only

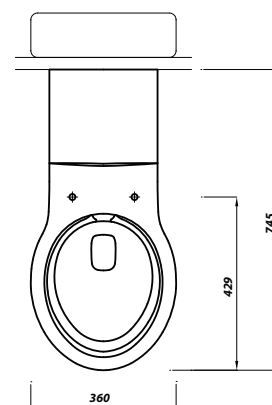
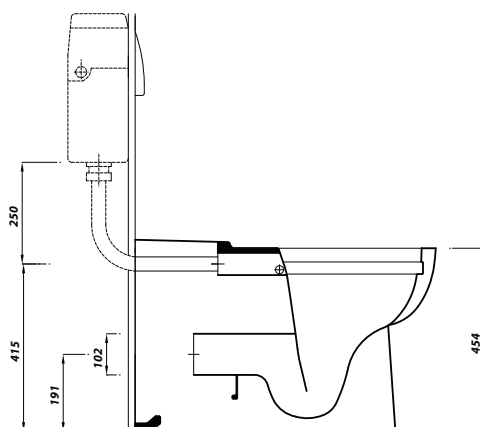
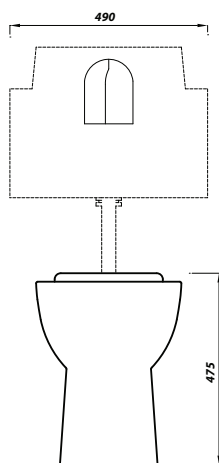
<b>Product Code</b>	<b>DOCMPENBTWLHBL</b>
<b>Weight (Kg)</b>	69.6
<b>Material</b>	Vitreous China, Mixed Plastics and Metals
<b>Tap holes</b>	1 (Left Handed)
<b>Grab Rails</b>	Concealed Blue Rails
<b>Tap</b>	TMV3 Sequential Lever Tap
<b>Inlet</b>	Bottom Inlet
<b>Flushing Volume (L)</b>	4ltr Flush
<b>RAL Colour</b>	Blue - 5011
<b>LRV</b>	5.52

### Included in Pack:

- 50cm LH Basin (No Overflow) inc grated waste with brackets
- Thermostatic Sequential lever tap
- 5 60cm Grab rails, 2 Hinged grab rails & back rest
- Rimless, Raised Height BTW Pan and anti-lateral seat
- Concealed Cistern & Fittings Inc Spatula Lever

### Description:

Document M of the Building Regulations (2004) and BS 8300-2009 provide government guidance on the layouts of an accessible wash-room in non-domestic settings. It ensures consistent levels of installation and function designed for all users. CE Compliant, LANTAC & WRAS Approved.



All dimensions are approximate and subject to normal ceramic variation. Although every effort is made not to change the above product specification, Lecico reserve the right to do so without prior notification if necessary. Lifetime ceramic guarantee against manufacturers defects. Full information on guarantees available upon request.

\*Toilet roll holder not included with these models