

DOC M LOW LEVEL PAN (460 HIGH)



Shown: Comfort height low level WC with ring seat.  
DOCMLLPAN - ASWHDLLBCI - STWHRING Rails  
shown for illustration

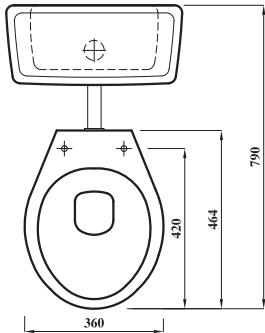
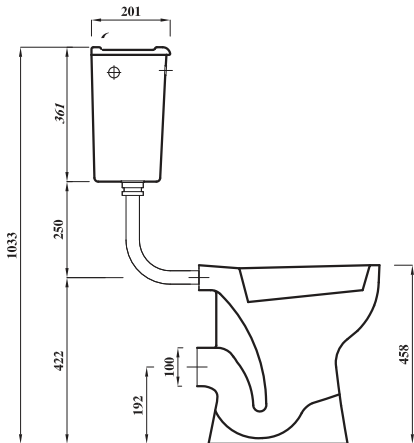
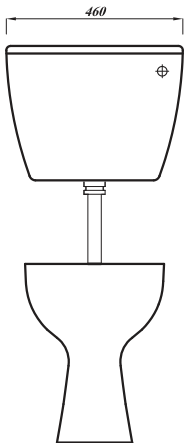
Product Code	DOCMLLPAN
Weight (Kg)	18.4kg
Material	Vitreous china
Flushing Volume	6ltr
Colour	White
Suitable Cistern	ASWHDLLBCI
Suitable Ring Seats -No lid	White - STWHRING Blue - STDBRING Grey - STGRRING
Suitable Ring Seats -With Lid	White - STWHLRING Blue - STDBLRING Grey - STGRLRING
Suitable Anti-lateral seats	White - STRINGALWH Blue - STRINGALBL Grey - STRINGALGR

Key features:

- Horizontal outlet
- UKCA Compliant
- Easy operate single flush mechanism
- Raised Height

Description:

This comfort height WC is designed to be fully compliant with DocM. Its raised height makes transferring to and from a wheelchair easier. When used in conjunction with other dedicated DocM products from the Lecico range and following the official DocM room layout, this combination ensures compliance.



All dimensions are approximate and subject to normal ceramic variation. Although every effort is made not to change the above product specification, Lecico reserve the right to do so without prior notification if necessary. Full information on guarantees available upon request.