

## BACK TO WALL, RIMLESS, LEFT HANDED DOC M PACK (SATIN S/S RAILS)

### Deluxe packs



\*Illustrated as a LH pack

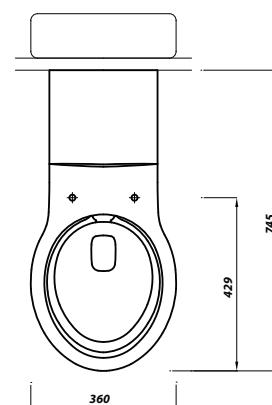
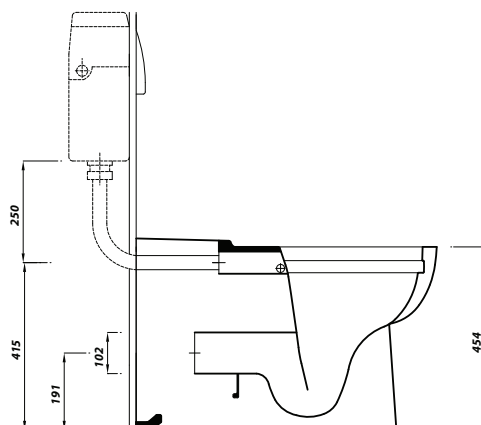
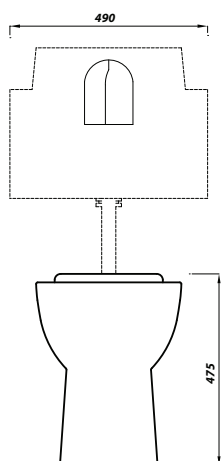
<b>Product Code</b>	<b>DOCM750BTWLHSS</b>
<b>Weight (Kg)</b>	67.2
<b>Material</b>	Vitreous China, Mixed Plastics and Metals
<b>Tap holes</b>	1 (Left Handed)
<b>Grab Rails</b>	Concealed Satin S/S Rails
<b>Tap</b>	TMV3 Sequential Lever Tap
<b>Inlet</b>	Bottom Inlet
<b>Flushing Volume (L)</b>	4ltr Flush
<b>LRV</b>	41

### Included In Pack:

- 40cm LH Basin (No Overflow) and grated waste with brackets
- Thermostatic Sequential lever tap
- 5 60cm Grab rails, 1 Hinged grab rail & 1 back rest
- Rimless, Raised Height BTW Pan and anti-lateral seat
- Concealed Cistern & Fittings Inc Spatula Lever

### Description:

Document M of the Building Regulations (2004) and BS8300-2009 provide government guidance on the layouts of an accessible washroom in non-domestic settings. It ensures consistent levels of installation and function designed for all users. UKCA compliant and WRAS Approved



All dimensions are approximate and subject to normal ceramic variation. Although every effort is made not to change the above product specification, Lecico reserve the right to do so without prior notification if necessary. Lifetime ceramic guarantee against manufacturers defects. Full information on guarantees available upon request.

\*Toilet roll holder not included with these models