

## CONCEALED COMPACT PNEUMATIC CISTERN PUSH BUTTON 6/4-4/2.6 DELAYED FILL INLET VALVE



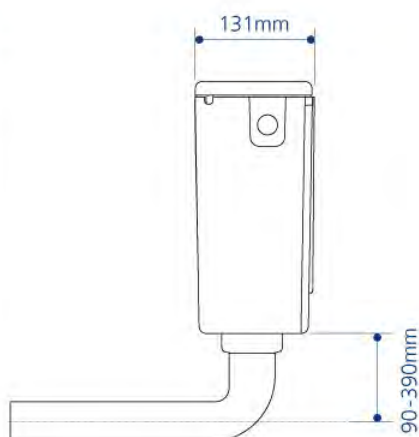
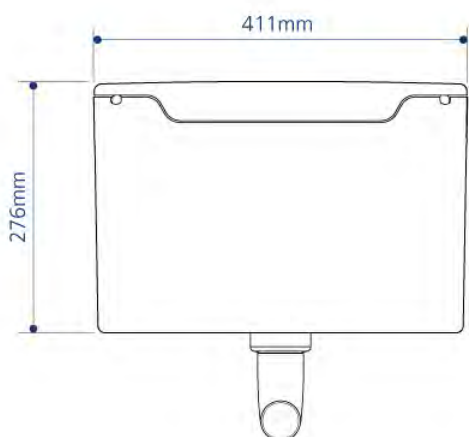
<b>Product Code</b>	<b>BTWRIMCI</b>
<b>Flushing Volume (Ltr)</b>	6/4 - Adjustable down to 4/2.6
<b>Weight (Kg)</b>	2.5
<b>Cistern fittings included</b>	Yes
<b>Pre-installed/Bagged</b>	Pre-installed
<b>Material</b>	Mixed Plastics
<b>Flushing Mechanism</b>	Dual Flush Push Button
<b>Inlet</b>	RH or LH Side Inlet
<b>Access</b>	Top

### Key features:

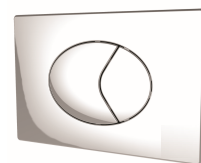
- Dual flush 6/4 litres factory pre-set, adjustable to 4/2.6 litres
- WRAS approved
- Delayed fill inlet valve
- Compact design that fits into 150 mm ducts

### Description:

Pneumatic cistern ideal for use behind tiles and partitioning and in most other concealed applications. Factory assembled for quick and easy installation. Chrome effect dual flush push button. This cistern can be used with an optional oyster flush plate (FRPLATEOYST) sold separately. An additional range of anti-vandal and palm push buttons and plates are also available upon request.



FRPLATEOYST:



MFPB:



BTWROYPB:



All dimensions are approximate and subject to normal variation. Although every effort is made not to change the above product specification, Lecico reserve the right to do so without prior notification if necessary. Full information on guarantees available upon request.