

# **Dermatology in Clinical Practice (The University of Buckingham)**

## **MSc Course**





## Year 1

Year 1, comprising of 6 modules, each of 6 weeks duration, is designed to be practical and clinically focused. The course is designed to be practical and clinically focused.

## Year 2

The MSc runs over 2 calendar years, with the first year comprising of the Postgraduate Diploma. The second year starts with an initial 12 week online module to develop skills in critical appraisal and knowledge of research methodologies. Students then complete the professional project module.

## Why study Dermatology in Clinical Practice with us?

---

Taught completely online, our Dermatology in Clinical Practice MSc is delivered in conjunction with our partner, The University of Buckingham, who possess a GMC-accredited medical school. As the only independent university in the UK with a Royal Charter, The University of Buckingham continues to innovate and educate students.

Having a specialist knowledge in dermatology is an increasingly important asset for medical personnel. Our course is designed to help healthcare professionals specialise in their career and aid the need for more dermatology experts.

The Dermatology in Clinical Practice Postgraduate Diploma is applicable to all GP's, Practice Nurses, Specialist Nurses and Pharmacists exposed to patients with dermatological conditions.

For healthcare professionals who successfully complete a qualification, career progression would likely be facilitated, as well as the direct opportunity to improve patient care.

# Dermatology in Clinical Practice

## Course Modules - Year 1

The MSc in Dermatology is a two year course consisting of 120 credits in the first year, after which you will achieve a Postgraduate Diploma, followed by 60 credits in the second year.

### Module 1 - Dermatology in Clinical Practice Overview

---

#### Aim of the module:

- To develop a critical understanding of the description of dermatological conditions, referral pathways, imaging and management.

#### Synopsis of module content:

- The language of dermatology
- Therapeutics
- Drug eruptions
- Vasculitis
- Cutaneous manifestations of systemic disease
- Guidance, teledermatology and the multi-disciplinary team

#### On completion of this module, students will be able to:

1. Critically apply knowledge and understanding of dermatology in clinical practice to the care of patients.
2. Critically evaluate dermatology literature and evidence-based guidance for dermatological conditions.
3. Critically appraise appropriate management strategies in relation to systemic disease, side effects of drugs, and vasculitides.

### Module 2 - Lumps, Bumps and Skin Cancer

---

#### Aim of the module:

- To be able to describe, diagnose and interpret the management of skin lesions in the context of guidance.

#### Synopsis of module content:

- Skin lumps and bumps
- Benign skin lesions
- Melanoma and pigmented lesions
- Non-melanoma skin cancer
- Basic skin surgery
- Cryotherapy

#### On completion of this module, students will be able to:

1. Critically analyse the predilection for common dermatoses at various sites of the body.
2. Demonstrate an ability to solve diagnostic conundrums relating to regional dermatoses.
3. Demonstrate skills to formulate an evidence-based management plan for site-specific dermatoses.

## Module 3 - Lesions at Specific Sites

---

### Aim of the module:

- To accurately describe, identify and institute an appropriate management strategy for dermatoses at specific areas of the body.

### Synopsis of module content:

- Facial rashes
- Nails
- Scalp and hair
- Perineal dermatoses
- Flexural dermatoses
- Palmar and plantar dermatoses

### On completion of this module, students will have:

1. A critical understanding of the predilection for common dermatoses at various sites of the body.
2. An ability to solve diagnostic conundrums relating to regional dermatoses.
3. An ability to formulate an appropriate management plan for site specific dermatoses utilising evidence.

## Module 4 - Inflammatory Dermatoses

---

### Aim of the module:

- To describe, identify and institute an appropriate management strategy for inflammatory dermatoses.

### Synopsis of module content:

- Differential diagnosis of inflammatory dermatoses
- Atopic eczema
- Contact dermatitis
- Psoriasis
- Urticaria
- Bullous eruptions

### On completion of this module, students will be able to:

1. Critically appraise the evidence base relating to common inflammatory skin conditions.
2. Demonstrate an ability to solve diagnostic conundrums relating to inflammatory dermatoses.
3. Demonstrate skills to formulate an evidence-based management plan for common inflammatory dermatoses.



Doing a course, all online is a lot more convenient for me around my clinical role so that's why I chose to study with Learna... I really like how flexible the course was, I liked the freedom I got with the professional project and I was well supported throughout the whole 2 years!

- Lisa Jayne Edwards, Medical Education MSc graduate



## Module 5 - Skin Infections

---

### Aim of the module:

- To be able to describe, diagnose and interpret the management of skin infections in the context of guidance.

### Synopsis of module content:

- Differential diagnosis of skin infections
- Cellulitis and ulceration
- Infestation
- Tropical dermatoses
- Infection related to systemic illness
- Photodermatoses

### On completion of this module, students will be able to:

1. Critically appraise the evidence base for the identification and management of common skin infections, infestations, and photodermatoses.
2. Demonstrate an ability to differentially diagnose, refer and manage skin infections, infestations, and photodermatoses.
3. Exercise initiative, personal responsibility and ethical decision-making in managing complex dermatological cases.

## Module 6 - Dermatology in Specific Populations

---

### Aim of the module:

- To develop an ability to identify common skin disorders in particular subgroups of the population and to understand the specific treatment pathways. Students will also gain an understanding of the wider factors and global perspectives affecting dermatology.

### Synopsis of module content:

- Infant skin
- Acne and adolescent skin problems
- Pigmented skin
- Elderly skin
- Anti-aging
- Cosmetic treatments

Continued on next page



"When I enrolled into the course I had no idea about the opportunities it would provide me with. Having my first paper published through this course helped me overcome my apprehensions of academic writing and made me more confident to pursue it further. "

- Rutu Dave



**On completion of this module, students will be able to:**

1. Demonstrate knowledge of the variety of the complex factors that affect the causes, perception of, and management of a variety of dermatological conditions.
2. Demonstrate ability to differentially diagnose, refer and manage common skin diseases affecting specific populations.
3. Exercise initiative, personal responsibility and ethical decision-making in managing skin conditions in a variety of sub-groups within the population.

## Teaching Methods

---

Our courses are conducted entirely online through self-directed distance learning. However, you will receive guidance throughout with tutor-stimulated academic discussions, which are based on clinically-rich case scenarios. These usually occur within groups of 10-15 students, allowing you to clearly communicate with both your tutor and fellow students.

You will participate in a combination of group and individual activities, which are recorded in a reflective journal. This innovative teaching method enables you to envisage the translation of your studies into your every day work and practice.

Our dedicated Student Support Team are also available to help with any problems you may face. From navigating our online platform to advising you on deadlines, our team can assist with any questions or challenges you may have along the way.

## Study skills week

---

Once you have secured your place on the course, you will be required to attend our Study Skills week. This will give you the opportunity to participate in workshops on Harvard referencing, scientific and reflective writings, and levels of evidence in preparation for your studies. It is compulsory for you to attend this induction, as it'll provide you with a sturdy introduction to the course.

# Dermatology in Clinical Practice

## Entry Requirements

### Documents required:

- A copy of your updated CV including your address and date of birth.
- A copy of your undergraduate degree certificate.
- The name and email address of someone who is able to provide a reference. This can be a work colleague, employer or former tutor.
- A detailed personal statement explaining why you would like to undertake the course.


### Applicants should submit copies of the following with their application:

Proficiency in the English language is also essential to completing our courses. If English is NOT your first language, we ask for proof of competency during the application process. We are able to accept an IELTS overall score of 6.0 (with a minimum of 5.5 for each band) or an equivalent qualification.

Since our courses are conducted entirely online, they are accessible to both UK and international registered healthcare professionals.

Applicants will typically hold a first degree or equivalent (including international qualifications) in a relevant professional healthcare field, such as a medical or nursing degree. Registered healthcare professionals without these recognised qualifications will be considered on an individual basis and a wide range of prior experience may be taken into account.

In some cases, applicants may be asked to submit a piece of work for assessment in order to confirm that they are able to work comfortably at postgraduate level, and demonstrate the requisite clinical and professional knowledge.



# Dermatology in Clinical Practice MSc

## Course Modules - Year 2

### Module 1 - Research Methodologies and Critical Appraisal

---

#### Aim of the module:

- This module will start by focusing on research methods using the Academic Forum. Students will learn about research methodologies and critical appraisal over a period of 8 weeks.

#### Synopsis of module content:

- Quantitative Studies
- Statistical Analysis Interpretation
- Interpreting the Evidence
- Meta-analysis and Systematic Reviews
- Qualitative Studies
- Evidence Appraisal: Interpreting, Weighing and Synthesizing the Evidence
- Audit, Governance and Quality Improvement, Health Economics
- Preparing a Research Proposal: Research Committees, Consent, Ethics, Probity and Literature Review
- Following the research methods, students will submit a professional project proposal for their chosen topic, this includes a proposal form and ethics application. Students are given a 4 week period after the research methods to complete this.
- Students will then create a piece of work based upon a specific subject-related project relevant to the student's practice. The students will have a further 24 weeks to complete this.

#### This project may comprise:

- Systematic literature review and appraisal of the evidence
- Audit of non-patient data/organisational audit
- Review and implementation of evidence-based practice
- Literature review and qualitative or quantitative research proposal
- Case(s)-based and quality of service review with critical appraisal
- Case report, review of literature and organisational assessment
- Secondary data analysis

#### Learning Outcomes

##### Knowledge and Understanding

1. Demonstrate an in-depth understanding of research methodologies in quantitative and qualitative research.
2. Critically appraise different methodological approaches and tools used to answer research questions in your field of practice.
3. Develop a critical understanding of the interrogation of academic literature.
4. Demonstrate an in-depth knowledge of ethical considerations in the performance of research.

Continued on next page



## Cognitive Skills

1. Critically analyse and interpret research to assess its application to delivery/service development.
2. Design and undertake a professional project related to the field of practice in order to produce an extensive piece of literature which may be suitable for peer-reviewed publication.

## Transferable/Practical Skills and other attributes

1. Create evidence-based recommendations to add to the knowledge base of your subject area.
2. Demonstrate critical evaluation skills enabling an in-depth critique of the academic literature.
3. Demonstrate the ability to create academic work of a publishable standard.
4. Evaluate ethical considerations in research and the process of engagement with ethical committees.

## Teaching Methods

---

### Professional Project

You will be required to produce a piece of work based upon a clinically-related project that is relevant to your practice. Once you have selected a specific project, you will submit a project summary/proposal of approximately 1,500 words. Following the approval of your proposal you will then complete a 10,500 word professional project.

To produce the professional project you will continue to study online. Much of the work is self-directed, however you will receive guidance from your tutor throughout the module. You will begin the year by developing skills in critical appraisal and knowledge of research methodologies used in dermatology.

Graduates of this course will receive a Master of Science award. The Dermatology in Clinical Practice Postgraduate Diploma provides a progression route for the MSc course in Dermatology in Clinical Practice.



## What do our students think?

Since 2010, over 1000 students have progressed their medical career by enrolling in one of our qualifications. We ourselves have learned a lot during this time and continually seek to improve the student learning experience. Here is what some of our previous students have said:

"I found the online learning very interesting. It enabled me to save money and time."

**Dr Imad Eddin Rahamtalla, Doctor**

"I strongly recommend Diploma MSc to all those busy physicians who are working in remote areas and wish to upgrade their knowledge."

**Dr Junaid Zaffar, Diabetologist**

"The learning was fun and enjoyable. The course was awesome and it increased my confidence."

**Dr Sankar Nath Jha, Assistant Professor**





"I found learning with Diploma MSc interesting, it helped to update my academic knowledge."

**Dr Prasanth Kinattupurayil, Doctor**

"I love that it was flexible and that I could log in at my convenience. I found this course to be very in-depth, informative, challenging and stimulating."

**Kerri-Ann Best PGDip, RD**



-  <https://www.facebook.com/DiplomaMSc>
-  <https://www.linkedin.com/company/diploma-msc>
-  <https://www.instagram.com/diplomamsc>
-  <https://twitter.com/DiplomaMSc>

To apply now visit: [www.diploma-msc.com/c](http://www.diploma-msc.com/c)

For more information on application email  
[admissions@learna.ac.uk](mailto:admissions@learna.ac.uk)  
or call +44 (0) 29 2192 1312