






Westcombe Park Area Low Traffic Neighbourhood (LTN)



Key:

-  Existing filter/closure
-  Proposed modal filter.
No access for motor vehicles.
Access for walking and cycles.
-  Proposed camera enforced modal filter.
Access for emergency services, taxis, local buses, walking and cycles.
-  Station
-  Railway Line

Forty per cent of households in Greenwich don't have access to a car. Yet motorised traffic can disproportionately affect everyone's quality of life due to air and noise pollution, speeding and illegal parking.

Low Traffic Neighbourhood's are designed to stop motorised traffic taking shortcuts through residential roads by using temporary or permanent barriers, called modal filters, such as planters, bollards or cameras. Residents and businesses can still access their homes and premises, but their usual routes may be slightly longer. This prevents rat-running traffic, and can provide longer term benefits such as cleaner air and safer streets for walking, wheeling and cycling.

Have your say by visiting <https://greenersafergreenwich.commonplace.is>. Hard copies available on request. Please contact transport-strategy@royalgreenwich.gov.uk or call **020 8921 6000**.