



**QUICK-STEP®**  
FLOOR DESIGNERS

The start of  
something beautiful


LIVYN

COLLECTION 2016 - 2017

# The start of something beautiful




BACL 40018



BACL 40052



PUCL 40086





BACL 40130



BACL 40039

## Welcome

- 04 The perfect floor designed for your interior
- 06 New: discover the latest Pulse collection
- 08 Create your own living space

## Collection overview

- 10 Range overview planks and tiles
- 12 Types of structure, treatment, finishing and bevel
- 14 Discover the full Livyn collection

## Installation

- 18 Install your floor without a hassle
- 19 Simply choose click or glue

## Finishing

- 20 Finish perfectly

## Cleaning

- 22 Keep your floor in top condition



PUCL 40074

# The perfect floor designed for your interior

## Design & Technology of today

Designing a Quick-Step floor is a process in which technology and creativity go hand in hand. The designers create a very wide variety of floors, each with their own natural character. That is why we work down to the smallest details, so that you can choose from an unparalleled range of designs.

## Quick-Step® makes it easy for you

At Quick-Step we don't just offer a product, we offer a total solution. From floors, to skirting boards and stair solutions, underlays, finishing profiles and accessories, our range of products guarantees a perfect result every time.

As the inventor of the Uniclic® Multifit for Livyn click system, Quick-Step also ensures a hassle free installation.

The system enables you to click the planks together in no time using three different methods, including drop-down.



## A heart for nature

At Quick-Step, we are conscious that the world in which you want to live doesn't consist of just stylish interiors. It is equally a world that radiates respect for our natural environment.

That is precisely why we continually do our best to keep the environmental impact of our products and processes to a minimum.







## A lifetime of pleasure

### Quiet, soft and waterproof



Quiet, soft and 100% waterproof: with

Quick-Step Livyn you get all

the advantages of vinyl. These warm, comfortable floors are a pleasure to walk on, even barefoot. Thanks to their excellent water-resistance, Livyn floors are also the perfect choice for wet areas such as bathrooms or kitchens.

### Revolutionary scratch and stain resistance



Enjoy your Quick-Step Livyn

floor for many years thanks to the revolutionary sealed top layer with

Stain and Scratch Guard technology. This layer ensures superior protection from scratches, stains, dirt and scuff marks.

### Perfectly natural look



The Quick-Step Livyn collection includes a wide range of natural looking wood and stone designs with realistic bevels and structures that match the specific character of the design. Add to this the extra matt finish and the floors are almost indistinguishable from real wood and tile flooring.

NEW





# PULSE

Don't call me vinyl.  
I am Pulse, discover my  
wide looks!



Walk on natural beauty, **silent and soft under foot**. Our new Quick-Step Livyn Pulse collection sets new standards and is progressive in many ways. Pulse exists out of unprecedented **long, wide planks with perfectly matching structures**. Each plank has its own, incomparable wood structure and therefore seems more lifelike.

What's more, the new Livyn Pulse floor stand out by its **natural plank variation**. This design technique adds lifelike colour variations with shades and tones, enhancing the natural look of the floor.

Inspired by the latest trends in architecture, fashion and design, our in-house design team developed **twenty new decors** with a wide range of styles - from vintage and reclaimed to rustic and smooth.

Pulse combines the best of both worlds: **ultimate ease of use** and **a lifelike, durable design**. The sealed surface keeps out moisture and dirt, while the joints and structures make the planks seem quite realistic.



# Create your own living space

A beautiful interior starts with a good foundation. The floor could be considered as the fifth wall and therefore it should not be overlooked. Whatever your style, whatever your room, Quick-Step has the right floor: from light, clean floors to warm brown classics and even reclaimed floors with knots and cracks.







BACL 40127



AMCL 40035



BACL 40031












PUCL 40075



Did you know that Quick-Step Livyn floors can **withstand high changing temperature conditions**? It is the most stable vinyl product, allowing it to be installed floating in any room, even a conservatory. What's more, you don't need transition profiles between rooms, resulting in a clean, finished look.

# Range overview planks and tiles

	dimensions	thickness	bevels
<b>PULSE CLICK</b> <span>NEW</span> Wear-resistant long and wide planks for a clicked installation	 151 x 21 cm	<div>≡</div> 4,5 mm	<div>4</div>
<b>PULSE CLICK+</b> <span>NEW</span> Extra wear-resistant long and wide planks for a clicked installation	 151 x 21 cm	<div>≡</div> 4,5 mm	<div>4</div>
<b>PULSE GLUE+</b> <span>NEW</span> Extra wear-resistant long and wide planks for a glued installation	 151,5 x 21,7 cm	<div>≡</div> 2,5 mm	<div>4</div>
<b>BALANCE CLICK</b> Wear-resistant standard planks for a clicked installation	 125,1 x 18,7 cm	<div>≡</div> 4,5 mm	<div>4</div>
<b>BALANCE CLICK+</b> Extra wear-resistant standard planks for a clicked installation	 125,1 x 18,7 cm	<div>≡</div> 4,5 mm	<div>4</div>
<b>BALANCE GLUE+</b> Extra wear-resistant standard planks for a glued installation	 125,6 x 19,4 cm	<div>≡</div> 2,5 mm	<div>4</div>
<b>AMBIENT CLICK</b> Wear-resistant rectangular tiles for a clicked installation	 130 x 32 cm	<div>≡</div> 4,5 mm	<div>4</div>
<b>AMBIENT CLICK+</b> Extra wear-resistant rectangular tiles for a clicked installation	 130 x 32 cm	<div>≡</div> 4,5 mm	<div>4</div>
<b>AMBIENT GLUE+</b> Extra wear-resistant rectangular tiles for a glued installation	 130,5 x 32,7 cm	<div>≡</div> 2,5 mm	<div>4</div>



### CLASS 32

For residential use.  
Normal daily use in ordinary living spaces.













































### CLASS 33

For commercial use.  
Extra wear-resistant floors for areas with higher usage.



Pulse/Balance/Ambient Click: commercial warranty on specific request. Contact your local sales representative.

pack	installation	performance level	warranty
7 x  = 2,220 m <sup>2</sup>			 
7 x  = 2,220 m <sup>2</sup>			 
11 x  = 3,616 m <sup>2</sup>			
9 x  = 2,105 m <sup>2</sup>			 
9 x  = 2,105 m <sup>2</sup>			 
15 x  = 3,655 m <sup>2</sup>			
5 x  = 2,080 m <sup>2</sup>			 
5 x  = 2,080 m <sup>2</sup>			 
9 x  = 3,841 m <sup>2</sup>			

25
YEAR
WARRANTY
DOMESTIC USE

Pulse/Balance/Ambient Click + and Gluet+ commercial warranty on specific request: 5 to 15 years. Contact your local sales representative.



# The details make the difference

Each vinyl floor has its own story and a unique look and feel. The Quick-Step designers carefully select the structure, treatment, finishing and bevel, perfectly in line with the character of each floor design.



The icons indicate the specific design characteristics of every floor.

AMCL 40035



## Structure




### Elegant wood structure

A subtle surface texture with a fine grain structure that gives a wood effect with a very natural look and feel.



### Natural wood structure

A surface texture where the grain, knots and cracks that are visible in the design can also be felt in the surface structure. Just like real wood.



### Intense wood structure

This distinct structure has varying depths and gloss levels accentuating the knots and cracks. The design and surface structure is more pronounced than the natural wood structure.



### Stone structure


A surface texture that realistically displays the structure of a stone pattern.

## Treatment



### Brushed

A surface effect that gives the appearance of brushed wood. The brushed treatment adds depth and authenticity to a Livyn floor.



### Saw cut

This effect gives the impression of rough sawn wood thanks to the visible and tangible saw cuts.

## Finishing



### Matt finish

A matt gloss giving the floor a very natural look.

## Bevel



### Rustic bevel

Distinctive dark coloured bevel emphasising the rustic and reclaimed character of the floor.



### Modern bevel

The bevel defines the plank edges resulting in a clean, modern look.



## PULSE CLICK

**PUCL**

151 x 21 cm ≡ 4,5 mm

## PULSE CLICK<sup>+</sup>

**PUCP**

151 x 21 cm ≡ 4,5 mm

## PULSE GLUE<sup>+</sup>

**PUGP**

151,5 x 21,7 cm ≡ 2,5 mm



**SEA BREEZE OAK LIGHT**  
PUCL40079 | PUCP40079 | PUGP40079



**MORNING MIST PINE**  
PUCL40074 | PUCP40074 | PUGP40074



**SAND STORM OAK WARM GREY**  
PUCL40083 | PUCP40083 | PUGP40083



**AUTUMN OAK WARM GREY**  
PUCL40089 | PUCP40089 | PUGP40089



**COTTON OAK WARM GREY**  
PUCL40105 | PUCP40105 | PUGP40105



**COTTON OAK GREY WITH SAW CUTS**  
PUCL40106 | PUCP40106 | PUGP40106



**SEA BREEZE OAK BEIGE**  
PUCL40080 | PUCP40080 | PUGP40080



**COTTON OAK BEIGE**  
PUCL40103 | PUCP40103 | PUGP40103



**AUTUMN OAK LIGHT NATURAL**  
PUCL40087 | PUCP40087 | PUGP40087



**PURE OAK BLUSH**  
PUCL40097 | PUCP40097 | PUGP40097




**PICNIC OAK OCHRE**  
PUCL40093 | PUCP40093 | PUGP40093



**SEA BREEZE OAK NATURAL**  
PUCL40081 | PUCP40081 | PUGP40081



**COTTON OAK NATURAL**  
PUCL40104 | PUCP40104 | PUGP40104



**PICNIC OAK WARM NATURAL**  
PUCL40094 | PUCP40094 | PUGP40094



**AUTUMN OAK HONEY**  
PUCL40088 | PUCP40088 | PUGP40088



**PURE OAK HONEY**  
PUCL40098 | PUCP40098 | PUGP40098



#### SUNDOWN PINE

PUC140075 | PUCP40075 | PUGP40075



#### AUTUMN OAK BROWN

PUC140090 | PUCP40090 | PUGP40090



#### SAND STORM OAK BROWN

PUC140086 | PUCP40086 | PUGP40086



#### VINEYARD OAK BROWN

PUC140078 | PUCP40078 | PUGP40078



PUCL 40081  
QUICK-STEP LIVYN FLOOR WITH PLANK VARIATION



OTHER VINYL FLOOR WITHOUT PLANK VARIATION

This design technique adds lifelike colour variations with shades and tones, enhancing the natural look of the floor.



#### Order your floor samples online

Curious to see what the floor of your choice would look like in reality?

How does it match your furniture, wall colour,... Order a floor sample online and see for yourself.



## BALANCE CLICK

**BACL**

125,1 x 18,7 cm ≡ 4,5 mm

## BALANCE CLICK<sup>+</sup>

**BACP**

125,1 x 18,7 cm ≡ 4,5 mm

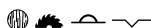
## BALANCE GLUE<sup>+</sup>

**BAGP**

125,6 x 19,4 cm ≡ 2,5 mm



NEW



**CANYON OAK LIGHT WITH SAW CUTS**

BACL40128 | BACP40128 | BAGP40128



**CANYON OAK BEIGE**

BACL40038 | BACP40038 | BAGP40038



NEW



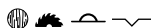

**DRIFT OAK LIGHT**

BACL40017 | BACP40017 | BAGP40017



**SILK OAK LIGHT**

BACL40052 | BACP40052 | BAGP40052



**CANYON OAK GREY WITH SAW CUTS**

BACL40030 | BACP40030 | BAGP40030



NEW



**PEARL OAK BEIGE**

BACL40131 | BACP40131 | BAGP40131



**DRIFT OAK BEIGE**

BACL40018 | BACP40018 | BAGP40018



**SELECT OAK LIGHT**

BACL40032 | BACP40032 | BAGP40032



**CONTEMPORARY OAK LIGHT NATURAL**

BACL40021 | BACP40021 | BAGP40021



NEW



**SILK OAK WARM NATURAL**

BACL40130 | BACP40130 | BAGP40130



**CLASSIC OAK NATURAL**

BACL40023 | BACP40023 | BAGP40023



**SELECT OAK NATURAL**

BACL40033 | BACP40033 | BAGP40033



**CANYON OAK NATURAL**

BACL40039 | BACP40039 | BAGP40039



**COTTAGE OAK NATURAL**

BACL40025 | BACP40025 | BAGP40025



**VINTAGE CHESTNUT NATURAL**

BACL40029 | BACP40029 | BAGP40029



NEW



**PEARL OAK BROWN GREY**

BACL40133 | BACP40133 | BAGP40133






**CANYON OAK LIGHT BROWN WITH SAW CUTS**  
BACL40031 | BACP40031 | BAGP40031



**CANYON OAK DARK BROWN WITH SAW CUTS**  
BACL40059 | BACP40059 | BAGP40059



**CANYON OAK BROWN**  
BACL40127 | BACP40127 | BAGP40127



**SILK OAK DARK GREY**  
BACL40060 | BACP40060 | BAGP40060



**COTTAGE OAK DARK BROWN**  
BACL40027 | BACP40027 | BAGP40027



**PEARL OAK BROWN**  
BACL40058 | BACP40058 | BAGP40058

## AMBIENT CLICK

**AMCL**  
130 x 32 cm  $\approx$  4,5 mm

## AMBIENT CLICK<sup>+</sup>

**AMCP**  
130 x 32 cm  $\approx$  4,5 mm

## AMBIENT GLUE<sup>+</sup>

**AMGP**  
130,5 x 32,7 cm  $\approx$  2,5 mm



**CREAM TRAVERTIN**  
AMCL40046 | AMCP40046 | AMGP40046



**LIGHT GREY TRAVERTIN**  
AMCL40047 | AMCP40047 | AMGP40047



**GREY SLATE**  
AMCL40034 | AMCP40034 | AMGP40034



**BLACK SLATE**  
AMCL40035 | AMCP40035 | AMGP40035

## STEP 1 INSTALLATION

# Install your floor without a hassle!

### 1 Easy installation thanks to the drop-down click system

Our Uniclic® Multifit click system is developed especially for Livyn floors, making them fast and easy to install. The improved drop-down technology provides extra strength thanks to the vertical and horizontal locking.



### 2 Install Livyn on underfloor heating and cooling

Thanks to the excellent thermal conductivity, Livyn floors are suitable for installation over low temperature underfloor heating and cooling.

For more information:  
visit [www.quick-step.co.uk](http://www.quick-step.co.uk)



### 3 Renovation friendly

Livyn floors are thin and flexible so they can easily be laid on top of existing, level floor coverings. This will save you a lot of removal effort and let you renovate your space without any hassle.



## Installation tools

Install your vinyl floor in an easy and professional way with the handy Quick-Step Livyn installation tool and knife.



Quick-Step®  
LIVYN KNIFE



Quick-Step®  
LIVYN INSTALLATION TOOL

Quick-Step Livyn floors can be installed in two different ways: floating or glued down.



For a perfect installation, check out the installation videos on [bit.ly/ytquickstep](http://bit.ly/ytquickstep)

# Simply choose click or glue



## CLICK

Installing your Livyn floor is easy thanks to the patented Uniclic® Multifit for Livyn click system. A good underlay has a major impact on the final look, quality and comfort of your Quick-Step Livyn floor. Use a Basic underlay for all common installations. For situations with high temperature variations (e.g. conservatory), use the Livyn Sun/Heat underlay.

- A Quick-Step underlay levels and helps to prevent small irregularities.
- It provides excellent acoustic insulation and reduces creaking noises when you walk across the floor.
- Suitable for floor heating and/or cooling.



### Quick-Step® **BASIC UNDERLAY**

QSVUDLB 15

Contents:

1 box = 15 m<sup>2</sup>

Thickness: 1 mm



### Quick-Step® **SUN/HEAT UNDERLAY**

QSVUDLSH10

Contents:

1 box = 10 m<sup>2</sup>

Thickness: 1,5 mm



## GLUE

The Quick-Step Livyn Glue+ ranges can also be glued down. In conjunction with the glue specialist Soudal, Quick-Step developed a high quality glue especially for Livyn.

- Spreads easily and guarantees fast adhesion.
- Damp-proof.
- Suitable for floor heating and/or cooling.



### Quick-Step® **LIVYN GLUE**

15kg: QSVGLUE15 = for +/- 50 m<sup>2</sup>

6kg: QSVGLUE6 = for +/- 20 m<sup>2</sup>



### Quick-Step® **LIVYN TROWEL**

QSV A2

The Livyn glue trowel ensures the perfect glue consumption per m<sup>2</sup>. To be ordered separately.



For the best results, whether clicking or gluing, always start with a level subfloor. Make sure it's completely dry and free of dust and grease. **For more advice about preparing your subfloor, visit [www.quick-step.co.uk](http://www.quick-step.co.uk) or your local Quick-Step retailer.**

## STEP 2 FINISHING


## Finish perfectly

Finish your floor perfectly with the Quick-Step skirtings and profiles.

### Skirting boards

#### Quick-Step® LIVYN SKIRTING

2000 x 48 x 9 mm / 2000 x 55 x 9 mm



#### Quick-Step® FLEXIBLE PAINTABLE SKIRTING


40 x 14 mm (can be cut at the desired length)



QSVSKRA(-): 2000 x 48 x 9 mm. Available for all Balance and Ambient floors  
QSVSKRB(-): 2000 x 55 x 9 mm. Available for all Pulse floors  
Absolutely perfectly matching, in colour and structure, with your Quick-Step Livyn floor.  
Waterproof and extremely wear-resistant, for a lifetime of pleasure.

#### Quick-Step® LIVYN PAINTABLE SKIRTING

2400 x 55 x 8 mm



### Aluminium finishing profiles

#### Quick-Step® LIVYN EXPANSION PROFILE

2000 x 7 x 24 mm  
QSVEXPSILV (for residential use\*)  
2000 x 5 x 26 mm  
QSVEXPCOMSILV (for commercial use\*\*)




#### Quick-Step® LIVYN ADAPTER PROFILE

2000 x 7 x 26 mm  
QSVADPSILV (for residential use\*)  
2000 x 7 x 24 mm  
QSVADPCOMSILV (for commercial use\*\*)



#### Quick-Step® LIVYN END PROFILE

2000 x 7 x 18 mm  
QSVENPSILV (for residential use\*)  
2000 x 7 x 20 mm  
QSVENPCOMSILV (for commercial use\*\*)



#### Quick-Step® MULTIFUNCTIONAL PROFILE

1860 x 47 x 12.3 mm  
Available in silver, gold or bronze. Bridges height differences up to 12.3 mm and can be used as an adapter or expansion profile.



#### Quick-Step® ONE4ALL GLUE

290 ml QSG290

The skirting boards and profiles can be installed swiftly and securely with the Quick-Step One4All glue.



## Stairs and steps



Always glue the floor panels on the stairs of your staircase.

Quick-Step®  
**STAIR PROFILE  
GLUE INNER CORNER**  
2000 x 25 x 25 mm



Quick-Step®  
**STAIR PROFILE  
GLUE OUTER CORNER**  
2000 x 26 x 40 mm



Quick-Step®  
**STAIR PROFILE  
CLICK**  
2000 x 15 x 30 mm



## Finishing tools

Quick-Step®  
**KIT**  
310ml QSKIT(-)



Elastic, acrylic-based paste.  
Use it to fill gaps in a matching colour.

Quick-Step®  
**HYDROKIT**  
310 ml QSKITTRANS



The Quick-Step Hydrokit is a transparent silicone for an invisible and waterproof finishing.

Quick-Step®  
**RADIATOR COVER**  
Contents: 2 radiator covers per package  
QSRCINOX15/22



The pipe covers (in stainless steel) allow you to finish heating elements and pipes. Available in two diameters: 15 mm or 22 mm.

## STEP 3

CLEANING

## Keep your floor in top condition



Quick-Step®  
**CLEAN FOR LIVYN**  
QSVCLEANING750

Specifically developed for Livyn, Quick-Step Livyn Clean takes care of the daily maintenance of your floor. It protects the special top layer that helps to preserve original beauty and natural matt look of your floor.



- ☑ 100% recyclable
- ☑ We use carefully screened raw materials
- ☑ We invest in energy-efficient production



At Quick-Step we're committed to reducing our ecological footprint and to helping our customers reduce theirs. Quick-Step guarantees 100% phthalate-free vinyl flooring. This means that no phthalates are added during the production or recycling process. Only our own flooring and remnants — which contain no harmful plasticizers — are re-used. Thanks to the perfectly sealed surface of the LVT floors, only an absolute minimum of volatile organic compounds are released: one hundred times less than stated in European regulations.

We want to assure you that our commitment to better living, to safety and sustainability not only matches international standards, it also matches your standards.



# LIVYN |

COLLECTION 2016 - 2017



## Choose a QuickStep® Master Installer



Once you have chosen the perfect Quick-Step floor, your installation is the next important step. Choose a Quick-Step Master Installer who will install your floor to the highest standard and with the necessary attention to detail it deserves. Even more so, Quick-Step offers an additional 2 year installation warranty when you use a Quick-Step Master Installer. Find a Master Installer in your area on [www.quick-step.co.uk](http://www.quick-step.co.uk)

## Try our floor advisor

Curious to know what Livyn would look like in your own interior? Try our online Floor Advisor: choose a floor, upload a picture on [www.quick-step.co.uk](http://www.quick-step.co.uk) and see which floor fits best.

Your Quick-Step® point of sale



[www.quick-step.co.uk](http://www.quick-step.co.uk)

## FOLLOW US ON



[www.facebook.com/QuickStepFloors](https://www.facebook.com/QuickStepFloors)



[www.youtube.com/quickstepfloor](https://www.youtube.com/quickstepfloor)



[plus.google.com/+quickstep](https://plus.google.com/+quickstep)



[www.pinterest.com/quickstepfloor](https://www.pinterest.com/quickstepfloor)



[@QuickStepFloor](https://twitter.com/QuickStepFloor)

Quick-Step® is a quality product produced by **UNILIN** bvba - division Flooring, Ooigemstraat 3, B-8710 Wielsbeke, Belgium, Europe. COVERPHOTO PUCL 40104.  
Product images may differ from actual product. The availability of products, or the products themselves, may change at any time without notice.  
Content © 2016-2017 by **UNILIN** bvba - division Flooring.  
All rights reserved. The contents of this brochure may not be reproduced in whole or in part without prior written permission from the publisher. Print ref. 016 076 01