

WILL IT FIT?

A HANDY GUIDE TO HASSLE-FREE DELIVERY

To ensure your delivery runs as smoothly as possible, please ensure you have correctly measured all access points in your home. That way, you'll know that our delivery team will be able to fit your furniture through your front door and handle any tight hallways, stairs or landings when your delivery day arrives. If delivery is not to a ground floor, oversized or heavy items may require additional delivery support, please contact us.

LET'S GET MEASURING

First, note down the dimensions of your new sofa or furniture in the boxes below. You can find all dimensions on the product page at [timothyoulton.com](https://www.timothyoulton.com). You'll need to refer to these as you take the various measurements around your home.

width frame height depth

Top Tips

Our sectional sofas come in individual modules, and some of our sofas come with removeable legs - be sure to check with us on your specific item if you are concerned about access.

Think about the approach to your door. Is there enough room to stand the sofa up or turn in the first instance? If you are concerned please contact us.



GETTING THROUGH DOORS - OPTION 1

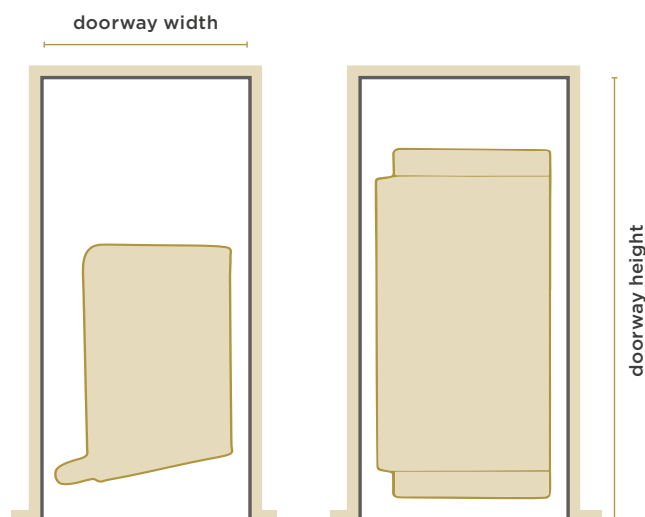
Open your door as wide as possible and measure from the outer edge of the door to the inner edge of the door frame remembering any wriggle room (and fingers!). Always measure from the narrowest point. Record measurements here:

doorway width

GETTING THROUGH DOORS - OPTION 2

If option 1 doesn't work then our delivery team will try to carry the sofa upright through the door. Record the height of your door frame here:

doorway height



NEED HELP?

If you have any questions and would like to speak to someone about access, please contact your closest gallery or email us at contactus@timothyoulton.com.

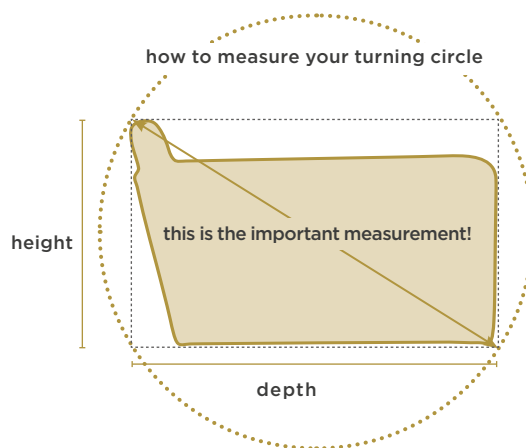
TURNING AND MANOEUVRING YOUR SOFA

Unless you have a straight run from your front door to the room of choice, your sofa or large item will most likely need to stand upright at some point. When it's upright, the item will need a big enough 'turning circle' to allow it to rotate 90° to get around corners before moving into your room of choice.

Top Tips

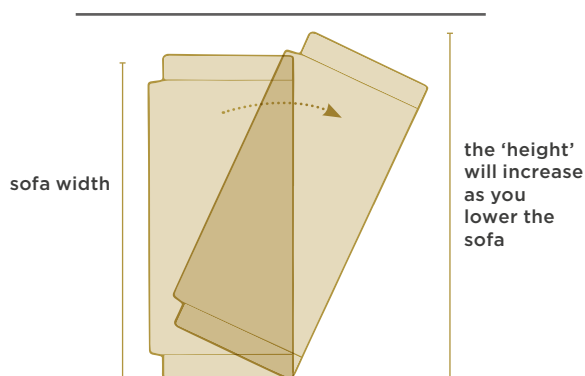
To work out the turning circle, cut a rectangular piece of card to the item height x depth dimensions. If you can walk the template from the front doorway to the room of choice, rotating through 90° where required, then your furniture will most likely fit. When sizing up consider possible obstructions such as radiators, open doors, picture and dado rails. If a sofa needs to be lowered from an upright position, e.g. to go through a doorway, consider ceiling height and whether light fittings may obstruct access.

Important: when lowering large items such as a sofa from an upright position the ceiling height will need to be greater than the width (or length) of the item.



GOING UP STAIRS

Remember that scene from Friends? Measure the width of your stairs at their narrowest point (don't forget to account for handrails and light fixtures). If there's a landing then measure the width, depth and height of your landing. If you have a bannister and need to lift it over, check that the distance between the bannister and the ceiling is greater than the depth of the sofa at the narrowest height so we can PIVOT if needed.



HEAVY ITEMS

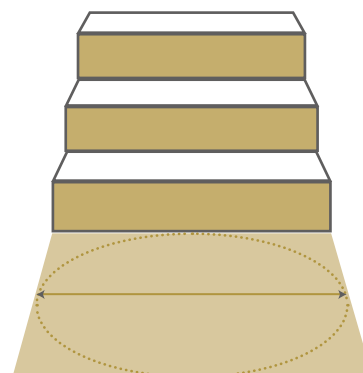
While heavy items including mirrors may fit size-wise, due to their weight they may require additional delivery support. If delivery is not to a ground floor, please contact us at time of purchase.

STILL NOT SURE IT'S GOING TO FIT?

Consider alternative access points e.g. large windows, the back door, side entrances (no cat flaps though) and give our experts a call to discuss your options. Where there's a will, there's usually a way.

Depending on where you live, we offer a payable Access Check service where we'll come and help you measure up for ultimate peace of mind.

If you have any concerns around delivery/sizing we'd really recommend booking an Access Check, to avoid any disappointment on delivery day.



AND FINALLY...

Our delivery teams are experts in delivering large sofas and furniture and will deliver to the room of your choice, unwrap your item, and take away the packaging.

Before delivery, please make sure the access points are clear with any heirlooms, pictures or ornaments packed away. If you live somewhere with parking restrictions, please let us know and organise a permit in advance.

Our delivery trucks are fairly big so if access to your house is limited please let us know. As a rule of thumb, if a rubbish truck can get to you, so can we (we won't empty the bins though). If a smaller vehicle is required then let us know when you place your order.

We're always on hand to help, ultimately it is your responsibility to ensure the furniture you've ordered will fit through to your room of choice. Please refer to our terms and conditions and again, if you have any questions or concerns please get in touch with us.

NEED HELP?

If you have any questions and would like to speak to someone about access, please contact your closest gallery or email us at contactus@timothyoulton.com.