

FOXTAM ELECTRICAL MEASUREMENT TRANSDUCCERS



GENERAL SPECIFICATIONS & DIMENSIONS

■ OUTPUT

Response time: <400mSec
 Warm up time: <15 mins
 Output ripple: 1% peak full scale
 Long term drift: +/- 0.25% per year non cumulative
 Maximum load: 0-1mA 10 KOhm max
 0-2.5mA 6 KOhm max
 0-5mA 3 KOhm max
 0-10mA 1.5 KOhm max
 0-20mA & 4-20mA 750 Ohm max
 Adjustment: Self powered voltage & current transducers have an adjustable span only
 All other transducers have an adjustable zero & span

■ AUXILIARY SUPPLY

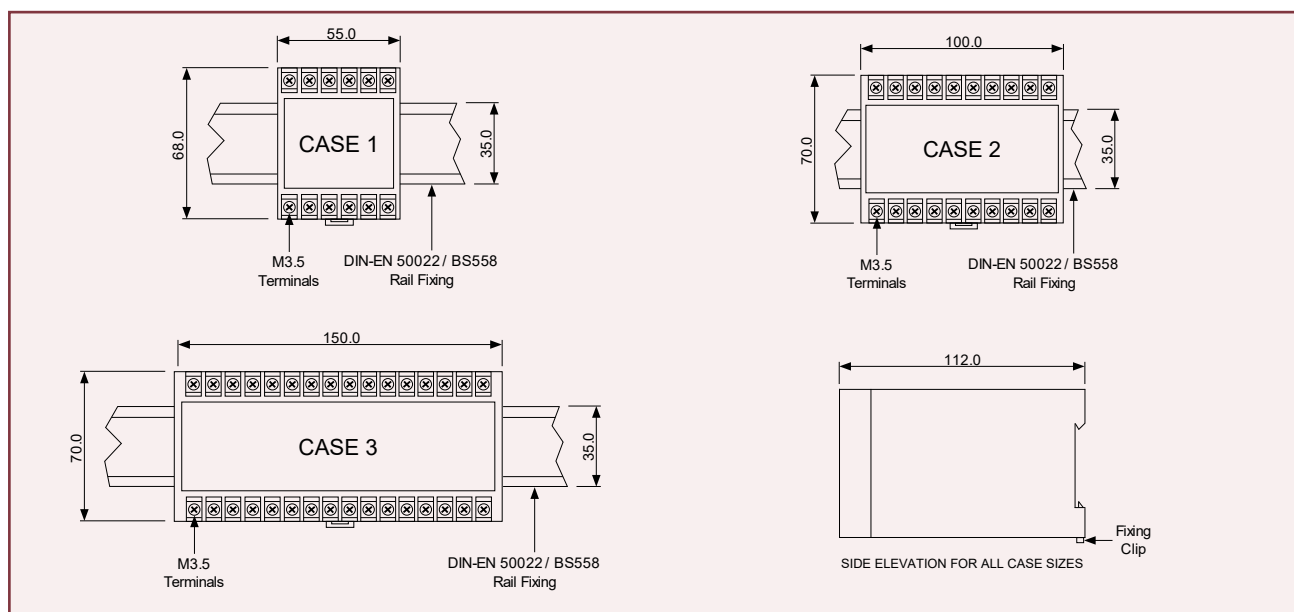
AC: 24 / 110 / 230 / 415V others on request
 DC: 24 / 48 / 110V
 Tolerance: +/- 20%
 Consumption: 4VA / W (combined Watt / VAr transducers 7VA / W)

■ EMC COMPLIANCE

Directive 89/36/EEC: Electrostatic discharge IEC801.2 (8KV)
 Electromagnetic fields IEC801.3 level 3
 Fast transient bursts IEC801.4 level 4
 Surge withstand IEC255-5

■ ENCLOSURE

Material: Grey ABS plastic with finger proof terminal covers
 Isolation: 4KV rms 50Hz for 1 min (to IEC414) between input / output / case / auxiliary supply
 1KV DC / 600VAC between outputs on combined Watt / VAr transducers
 Mounting: 35mm Din rail (DIN-EN 50022)
 CE Marked: Yes



See individual transducer data sheets for unit specific specification details

COMBINED ACTIVE & REACTIVE POWER (WATTS & VAR) TRANSDUCERS



TYPE: FOX.TR.W.VAR

DESCRIPTION

Foxtam combined active and reactive power (Watts & VAR) transducers can measure directly or via inputs from current transformers and/or voltage transformers. All combined active and reactive power transducers require a separate auxiliary supply. At the time of ordering the input details especially CT and VT input ratio details must be specified. Any specific scale range can also be determined, otherwise sensible scale ranges from the input details supplied will be calculated. The 4KV isolated output signals are suitable for many applications, such as inputs to analogue and digital meters, PLC's or BMS systems.

Transducer types include:-

FOX.TR.W.VAR.12 – Single phase, requiring a single current and voltage input.

FOX.TR.W.VAR.33B – Three phase, three wire balanced load, requiring current inputs from L1 & L3 and voltage inputs from L1 & L3. **On request the unit can be configured current input L1 only and voltage inputs L1, L2 & L3.**

FOX.TR.W.VAR.33U – Three phase, three wire unbalanced load, requiring current inputs from L1 & L2 and voltage inputs from L1, L2 & L3. **On request the current input can be from L1 & L3.**

FOX.TR.W.VAR.34B – Three phase, four wire balanced load, requiring a single current input from L1 and a voltage input from L1 along with the Neutral.

Any of the above transducers can be supplied as bi-directional (import / export) with a +/- analogue output or a 4-12-20mA output.

SPECIFIC SPECIFICATIONS

Accuracy:	Class 0.25
Input voltage:	0-50V...600VAC direct VT ratio specify
Current input:	0-0.7A...7.5A direct or CT ratio specify 1A or 5A
Overload:	1.2 x Un & 2 x In continuous 1.5 x Un & 30 x In for 1 sec
Working range:	0-120%
Frequency:	50Hz or 60 Hz
Input burdens:	<0.2VA voltage input <0.3VA current input

CASE SIZES

FOX.TR.W.VAR.12-Single phase:	3
FOX.TR.W.VAR.33B-3P3W Balanced: (special configuration as detailed above):	3
FOX.TR.W.VAR.33U-3P3W Unbalanced:	3
FOX.TR.W.VAR.34B-3P4W Balanced:	3

ORDERING INFORMATION

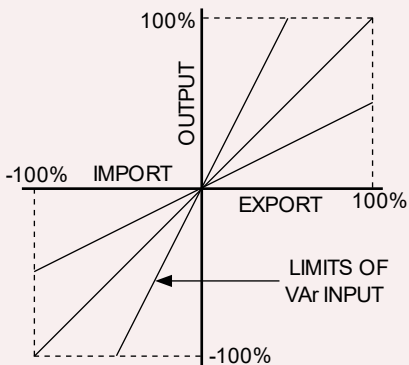
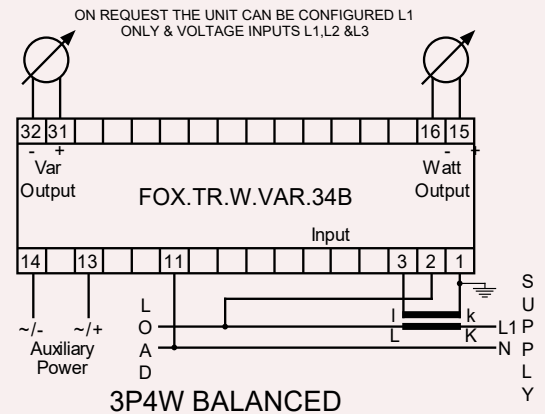
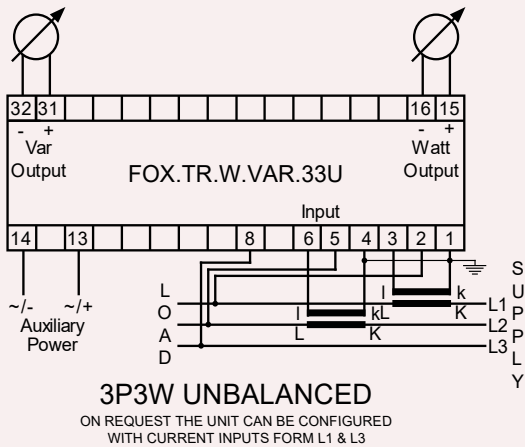
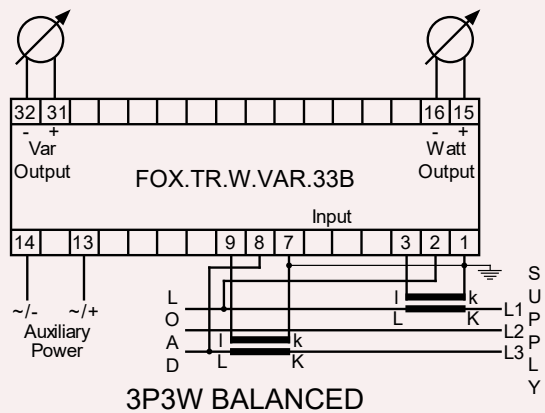
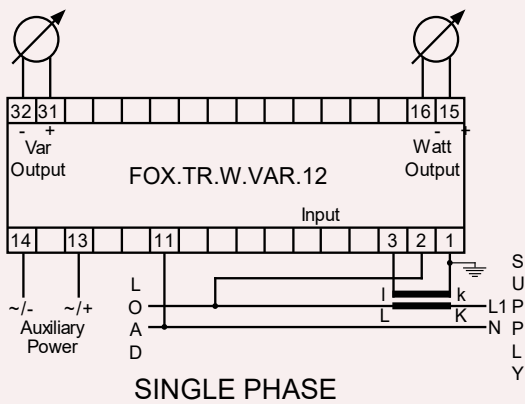
<u>TYPE</u>	<u>INPUT RANGE</u>	<u>OUTPUT</u>	<u>AUX SUPPLY</u>
FOX.TR.W.VAR.12 / Single phase	0-50....600VAC direct*	0-1mA	24VAC
FOX.TR.W.VAR.33B / 3P3W balanced	VT ratio*	0-2.5mA	63VAC
FOX.TR.W.VAR.33U / 3P3W unbalanced	Plus:-	0-5mA	110VAC
FOX.TR.W.VAR.34B / 3P4W balanced	0.7A....7.5A direct*	0-10mA	230VAC
	CT ratio*	0-20mA	415VAC
		4-20mA	24VDC
		4-12-20mA**	48VDC
		0-1VDC	110VDC
		0-5VDC	
		0-10VDC	

*Specify exact direct input ranges required and/or CT & VT ratios

**For bi-directional active and reactive power transducers (import / export versions), also +/- output signals can be specified for example -10VDC to 0 to +10VDC

***Subject to technical viability it is possible to have a different output for both active and reactive power

COMBINED ACTIVE & REACTIVE POWER (WATTS & VAR) TRANSDUCERS



On combined Watt & VAR transducers the full scale VAR input can be specified between 50% and 200% of the full scale Watt input.

e.g. If full scale Watt input is 200Watts, the VAR input can be specified anywhere between 100 and 400Vars.