

Short-term modified alternate-day fasting: a novel dietary strategy for weight loss and cardioprotection in obese adults¹⁻³

Krista A Varady, Surabhi Bhutani, Emily C Church, and Monica C Klempel

ABSTRACT

Background: The ability of modified alternate-day fasting (ADF; ie, consuming 25% of energy needs on the fast day and ad libitum food intake on the following day) to facilitate weight loss and lower vascular disease risk in obese individuals remains unknown.

Objective: This study examined the effects of ADF that is administered under controlled compared with self-implemented conditions on body weight and coronary artery disease (CAD) risk indicators in obese adults.

Design: Sixteen obese subjects (12 women, 4 men) completed a 10-wk trial, which consisted of 3 phases: 1) a 2-wk control phase, 2) a 4-wk weight loss/ADF controlled food intake phase, and 3) a 4-wk weight loss/ADF self-selected food intake phase.

Results: Dietary adherence remained high throughout the controlled food intake phase (days adherent: 86%) and the self-selected food intake phase (days adherent: 89%). The rate of weight loss remained constant during controlled food intake (0.67 ± 0.1 kg/wk) and self-selected food intake phases (0.68 ± 0.1 kg/wk). Body weight decreased ($P < 0.001$) by 5.6 ± 1.0 kg ($5.8 \pm 1.1\%$) after 8 wk of diet. Percentage body fat decreased ($P < 0.01$) from $45 \pm 2\%$ to $42 \pm 2\%$. Total cholesterol, LDL cholesterol, and triacylglycerol concentrations decreased ($P < 0.01$) by $21 \pm 4\%$, $25 \pm 10\%$, and $32 \pm 6\%$, respectively, after 8 wk of ADF, whereas HDL cholesterol remained unchanged. Systolic blood pressure decreased ($P < 0.05$) from 124 ± 5 to 116 ± 3 mm Hg.

Conclusion: These findings suggest that ADF is a viable diet option to help obese individuals lose weight and decrease CAD risk. This trial was registered at clinicaltrials.gov as UIC-004-2009. *Am J Clin Nutr* 2009;90:1138–43.

INTRODUCTION

Obese individuals are at greater risk of developing coronary artery disease (CAD) (1). A decrease in energy intake by means of dietary restriction has been shown to lower the risk of CAD in obese populations (2). The most common form of dietary restriction implemented is daily calorie restriction (CR), which requires individuals to decrease their energy intake by 15–40% of baseline needs each day (3). Another form of dietary restriction used, although far less commonly, is alternate-day fasting (ADF) (4). ADF regimens were created to increase adherence to dietary restriction protocols because these regimens only require energy restriction every other day rather than every day, as with CR. ADF regimens consist of a “feed day” (ad libitum food intake for 24 h) alternated with a “fast day” (complete fast for 24 h). Modified ADF regimens that allow for the

consumption of 20–25% of energy needs on the fast day have also been implemented.

To date, 3 ADF studies in humans have been performed (5–7). Results from the 2 trials performed in normal-weight men and women indicate that 2–3 wk of ADF (complete fast on the fast day) significantly lowered body weight by 2.5% from baseline (5, 6). Decreases in triacylglycerol concentrations and increases in HDL-cholesterol concentrations were also observed (5, 6). Findings from the third trial conducted in overweight adults showed that 8 wk of modified ADF (20% restriction on the fast day) significantly lowered body weight by $\approx 8\%$ from baseline (7). This trial also showed LDL-cholesterol and triacylglycerol reductions of 10% and 40%, respectively, when posttreatment values were compared with baseline (7). Whether or not these weight loss and cardioprotective effects can be reproduced in obese individuals by using ADF remains unknown.

Nutrition intervention studies often provide participants with food to ensure that the trial is carefully controlled for energy intake and macronutrient distribution (8). At the conclusion of the study, when food is no longer provided, the individual generally returns to their baseline food intake/meal pattern. In some trials, dietary counseling is provided to the participant at the end of the study to aid the subject in maintaining his or her newly acquired healthy eating regimen (9). The ability of an obese individual to maintain an ADF regimen by providing the subject with dietary counseling, after a period of controlled food intake, is of great interest but has yet to be tested.

Accordingly, this study examined the ability of ADF to facilitate weight loss and beneficially modulate key indicators of CAD risk in obese men and women. Additionally, this study compared the degree of weight loss that could be achieved by ADF during a period of controlled food intake compared with a period of self-selected food intake combined with dietary counseling.

¹ From the Department of Kinesiology and Nutrition, University of Illinois at Chicago, Chicago, IL.

² Supported by departmental funding from the University of Illinois at Chicago.

³ Address correspondence and reprint requests to KA Varady, Kinesiology and Nutrition, University of Illinois at Chicago, 1919 West Taylor Street, Room 506F, Chicago, IL 60612. E-mail: varady@uic.edu.

Received July 12, 2009. Accepted for publication September 1, 2009.

First published online September 30, 2009; doi: 10.3945/ajcn.2009.28380.

SUBJECTS AND METHODS

Subjects

Subjects were recruited from the greater Chicago area by means of advertisements placed in community centers and libraries. A total of 52 individuals expressed interest in the study, but only 20 were deemed eligible to participate after the preliminary questionnaire and body mass index (BMI; in kg/m²) assessment (**Figure 1**). Key inclusion criteria were as follows: age 35–65 y, BMI between 30 and 39.9, weight stable for 3 mo before the beginning of the study (ie, <5 kg weight loss or weight gain), nondiabetic, no history of cardiovascular disease, lightly active [ie, <3 h/wk of light-intensity exercise at 2.5–4.0 metabolic equivalent tasks for 3 mo before the study (10)], nonsmoker, and not taking weight loss or lipid- or glucose-lowering medications. Perimenopausal women were excluded from the study, and postmenopausal women (absence of menses for >2 y) were required to maintain their current hormone replacement therapy regimen for the duration of the study. The experimental protocol was approved by the Office for the Protection of Research Subjects at the University of Illinois, Chicago, and all volunteers gave their written informed consent to participate in the trial.

Study design

A 10-wk trial, which consisted of 3 consecutive intervention phases, was implemented to test the study objectives. The 3 consecutive phases were as follows: 1) 2-wk preloss control phase, 2) 4-wk weight loss/ADF controlled food intake phase, and 3) 4-wk weight loss/ADF self-selected food intake phase.

Phase 1: preloss control protocol

During the first phase, subjects were required to keep their body weight stable by maintaining their usual eating and exercise habits. As such, each subject served as his or her own control.

Phase 2: weight loss/ADF controlled food intake protocol

The second phase consisted of a 4-wk controlled food intake ADF period. The baseline energy requirement for each subject was determined by the Mifflin equation (11). All subjects consumed 25% of their baseline energy needs on the “fast” day (24 h)

and then consumed food ad libitum on each alternate “feed” day (24 h). During this controlled food intake phase, subjects were provided with a calorie-restricted meal on each fast day, and consumed food ad libitum at home on the alternate day. All meals were prepared in the metabolic kitchen of the Human Nutrition Research Center at the University of Illinois, Chicago, and were provided as a 3-d rotating menu. The nutrient composition of the provided fast day meal is shown in **Table 1**. On the ad libitum food intake day, subjects were instructed to limit fat intake to <30% of energy needs by choosing low-fat meat and dairy options. The feed/fast days began at midnight each day, and all fast day meals were consumed between 1200 and 1400 to ensure that each subject was undergoing the same duration of fasting. On each fast day, the subjects were allowed to consume energy-free beverages, tea, coffee, and sugar-free gum and were encouraged to drink plenty of water.

Phase 3: weight loss/ADF self-selected food intake protocol

The third phase consisted of a 4-wk ADF self-selected food intake period in conjunction with weekly dietary counseling. During this phase, subjects still consumed 25% of their baseline energy needs on the fast day and consumed food ad libitum on the feed day. However, during this period, no food was provided to the subjects. Instead, subjects met with a registered dietitian at the beginning of each week to learn how to maintain the ADF regimen on their own at home. During each counseling session, the dietitian worked with the subject to develop individualized fast day meal plans. These plans included menus, portion sizes, and food lists that were consistent with their food preferences and prescribed calorie levels for the fast day. During these sessions, subjects were also instructed how to make healthy food choices on the ad libitum food intake days by choosing low-fat meat and

TABLE 1

Nutrient composition of fast day meals during the controlled food intake phase¹

	Fast day 1	Fast day 2	Fast day 3
Foods			
Entree	Chicken fettuccini	Vegetarian pizza	Chicken enchilada
Fruit/vegetable	Carrot sticks	Apple	Orange
Snack	Cookie	Peanuts	Crackers
Nutrients			
Energy (kcal)	450	450	450
Total fat (g) ²	13	11	12
Saturated fat (g)	5	4	5
Monounsaturated fat (g)	4	4	5
Polyunsaturated fat (g)	4	3	2
trans Fat (g)	0	0	0
Cholesterol (mg)	35	30	35
Protein (g) ³	25	29	27
Carbohydrate (g) ⁴	60	60	60
Fiber (g)	10	10	10

¹ There were no differences between fast day meals for any nutrient when meals were matched for total energy. All fast day meals were consumed between 1200 and 1400 to ensure that each subject was undergoing the same duration of fasting.

² 26%, 22%, and 24% of energy for fast days 1, 2, and 3, respectively.

³ 22%, 26%, and 24% of energy for fast days 1, 2, and 3, respectively.

⁴ 52% of energy for fast days 1, 2, and 3, respectively.

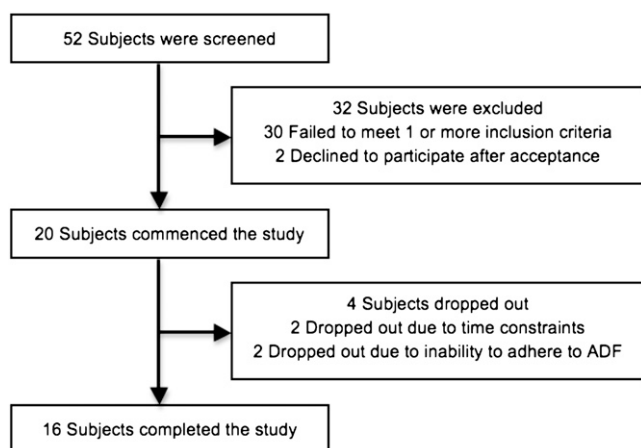


FIGURE 1. Study flowchart. ADF, alternate-day fasting.

dairy options. Subjects were asked to consume fast day meals between 1200 and 1400.

Blood collection protocol

Twelve-hour fasting blood samples were collected between 0700 and 0900 at baseline (day 1), at the end of phase 1 (day 14), at the end of phase 2 (day 41: feed day; day 42: fast day), and at the end of phase 3 (day 69: feed day; day 70: fast day). The subjects were instructed to avoid exercise, alcohol, and coffee for 24 h before each visit. Blood was centrifuged for 15 min at $520 \times g$ at 4°C to separate plasma from red blood cells and was stored at -80°C until analyzed.

Analyses

Adherence to ADF diets

During phase 2 (controlled food intake phase), subjects were instructed to eat only the fast day food provided and to report any extra food item consumed by using an "extra food log." During phase 3, subjects were provided with individualized meal plans that were consistent with their food preferences and prescribed calorie levels for the fast day. Subject was asked to report any extra food item consumed on the fast day that did not comply with their prescribed plan by using the extra food log. The log was collected and reviewed by study personnel each week. If the log indicated that the subject ate an extra food item on a fast day, that day was labeled as "not adherent." If the log revealed that the subject did not eat any extra food item, that day was labeled as "adherent." Adherence data were assessed each week as 1) absolute adherence (number of days adherent with diet) and 2) percentage adherence calculated by applying the following formula:

$$\% \text{Adherence} = \frac{\text{no. fast days adherent}}{\text{no. fast days in week}} \times 100 \quad (1)$$

Weight loss and percentage body fat assessment

Body weight measurements were taken to the nearest 0.5 kg at the beginning of every week with subjects wearing light clothing and without shoes by using a balance beam scale at the research center (HealthOMeter; Sunbeam Products, Boca Raton, FL). BMI was assessed as kilograms divided by meters squared. Percentage body fat was assessed in triplicate after the weigh-in by using a tetra-polar bioelectrical impedance analyzer (Omron HBF-500; Omron Health Care, Bannockburn, IL) (12). The within-group CV for percentage body fat was 2.7%.

Plasma lipid profile, blood pressure, and heart rate determination

Plasma total cholesterol, HDL-cholesterol, and triacylglycerol concentrations were measured in duplicate by using enzymatic kits, standardized reagents, and standards (Biovision Inc, Mountainview, CA) and analyzed by using a microplate reader (iMark Microplate Reader; Bio-Rad Laboratories Inc, Richmond, CA). The concentration of LDL cholesterol was calculated by using the Friedewald, Levy, and Fredrickson equation (13). The within-group CVs for total cholesterol, HDL-cholesterol, and

triacylglycerol concentrations were 3.1%, 2.6%, and 2.5%, respectively. Blood pressure and heart rate were measured in triplicate with the subject in a seated position after a 10-min rest.

Statistics

Results are presented as means \pm SEMs. Tests for normality were included in the model. Sample size was calculated by assuming a 10% change in LDL-cholesterol concentrations, with a power of 80% and an α risk of 5%. One-factor analysis of variance was performed to determine an overall *P* value for each variable.

Bonferroni correction was used to assess significance. Relations between continuous variables were assessed by using simple regression analyses as appropriate. Data were analyzed by using SPSS software (version 17.0 for Mac OS X; SPSS Inc, Chicago, IL).

RESULTS

Subject dropout and baseline characteristics

Twenty subjects commenced the study, with 16 completing the entire 10-wk trial. Two subjects dropped out due to time constraints, whereas 2 others dropped out due to inability to comply with the ADF protocol. Baseline characteristics of the subjects who completed the entire 10-wk trial are shown in **Table 2**.

Adherence to ADF diets

During the ADF controlled food intake phase, subjects were adherent with the provided fast day meals (ie, no extra food items consumed) for 3.8 ± 0.1 of 4 d during week 3, 2.6 ± 0.1 of 3 d during week 4, 3.6 ± 0.1 of 4 d during week 5, and 2.1 ± 0.2 of 3 d during week 6. During the ADF self-selected food intake phase, subjects were adherent with prescribed kcal goal for 3.5 ± 0.2 of 4 d during week 7, 2.5 ± 0.2 of 3 d during week 8, 3.8 ± 0.1 of 4 d during week 9, and 2.8 ± 0.1 of 3 d during week 10. When expressed as percentage adherence (**Figure 2**), there was no drop in adherence over the course of the controlled food intake phase or the self-selected food intake phase. Moreover, no changes in physical activity habits were reported over the course of the trial; thus, changes in body weight and clinical parameters may be attributed primarily to change in diet.

TABLE 2

Characteristics at baseline in subjects who completed the 10-wk trial ($n = 16$)

Characteristic	All subjects
Age (y)	46.0 ± 2.4^1
Sex (M/F)	4/12
Ethnicity (n)	
African American	8
White	2
Hispanic	6
Body weight (kg)	96.8 ± 5.3
Height (cm)	168.2 ± 2.3
BMI (kg/m^2)	33.8 ± 1.0
Exercise level (h/wk) ²	2.4 ± 0.3

¹ Mean \pm SEM; measured at screening appointment (all such values).

² Defined as number of hours per week of light aerobic exercise at 2.5–4.0 metabolic equivalent tasks. Activity level was self-reported.

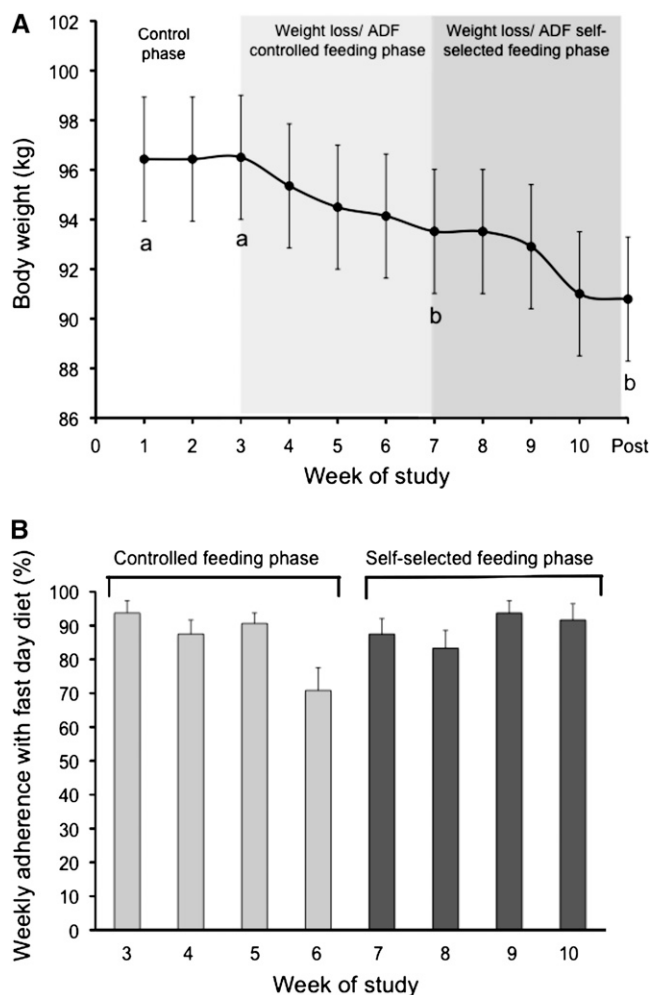


FIGURE 2. Mean (\pm SEM) body weight and percentage adherence during the 10-wk trial. A: Body weight of subjects ($n = 16$) at each week. B: Percentage adherence values of subjects ($n = 16$) on the fast day at each week. Percentage adherence was calculated as shown in Equation 1. There was no difference in percentage adherence between weeks during the 10-wk trial. ADF, alternate-day fasting. Overall P value ($P = 0.0001$ for body weight) was calculated with the use of one-factor ANOVA. Values with different superscript letters are significantly different, $P < 0.05$ (Bonferroni analysis).

Weight loss and change in percentage body fat by ADF

During the preloss control phase, body weight of the subjects remained stable (Figure 2). Throughout the ADF controlled food intake phase, there was a mean body weight loss of 0.67 ± 0.1 kg/wk. This rate of weight loss remained consistent during the ADF self-selected food intake phase (0.68 ± 0.1 kg/wk). Total weight loss ($P < 0.001$) over the course of the trial was $5.8 \pm 1.1\%$ from baseline (5.6 ± 1.0 kg). Mean BMI of the subjects at baseline was 33.7 ± 1.0 . At the end of the controlled food intake phase, BMI decreased ($P < 0.001$) to 32.8 ± 1.0 , and by the end of the self-selected food intake phase, BMI further decreased ($P < 0.01$) to 29.9 ± 2.1 . At baseline, mean percentage body fat was $45.0 \pm 1.6\%$. Percentage body fat was not changed after 4 wk ($43.3 \pm 2.1\%$) but was reduced ($P < 0.01$) after 8 wk of ADF ($42.1 \pm 2.0\%$). Fat mass decreased ($P < 0.01$) by 5.4 ± 0.8 kg after 8 wk of diet, whereas changes in fat-free mass were not significant (-0.1 ± 0.1 kg). Rate of

weight loss was related to percentage of days adherent to diet per week ($r = 0.43$, $P < 0.05$).

Changes in plasma lipids by ADF

Mean plasma lipid concentrations over the 10-wk trial are presented in Table 3 (values presented in the text are an average of the food intake and fast days). Total cholesterol concentrations were lowered ($P < 0.001$) by $18.0 \pm 4.3\%$ after completion of the controlled food intake phase and by $21.2 \pm 4.3\%$ after completion of the self-selected food intake phase. Lowered LDL cholesterol ($P < 0.01$) was noted after 4 and 8 wk of ADF ($26.0 \pm 8.2\%$ and $24.8 \pm 9.6\%$, respectively). HDL-cholesterol concentrations were not affected by the ADF diet. Circulating triacylglycerol concentrations were lowered ($P < 0.01$) by $25.3 \pm 7.0\%$ after the controlled food intake phase and further lowered ($P < 0.01$) by $32.2 \pm 6.4\%$ after the self-selected food intake phase. No differences between food intake and fast day values were observed for any lipid parameter. Decreases in LDL cholesterol were associated with decreased body weight ($r = 0.48$, $P < 0.05$) posttreatment. Decreased triacylglycerol concentrations were related to reductions in body weight ($r = 0.45$, $P < 0.05$) and percentage body fat ($r = 0.38$, $P < 0.05$) at the end of the study.

Changes in blood pressure and heart rate by ADF

The effects of 8 wk of ADF on blood pressure and heart rate were also assessed. Systolic blood pressure was lowered ($P < 0.05$) by $4.4 \pm 1.8\%$ after completion of the controlled food intake phase and by $5.1 \pm 1.6\%$ after completion of the self-selected food intake phase (Figure 3). No differences between food intake and fast day values were observed for systolic blood pressure. Diastolic blood pressure values at baseline (80.3 ± 2.7 mm Hg) did not differ from those at week 6 (79.2 ± 2.1 mm Hg) or from those at week 10 (78.8 ± 2.5 mm Hg). Heart rate was significantly lowered ($P < 0.05$) from baseline after 8 wk of diet (Figure 3). Changes in body weight, BMI, and percentage body fat were not related to blood pressure or heart rate values.

DISCUSSION

This study is the first to show that ADF is an effective dietary intervention to help obese individuals lose weight and lower CAD risk. Specifically, we show here that an ADF regimen, which allowed participants to consume 25% of their energy needs on the fast day, resulted in a mean weight loss of 5.8% after only 8 wk of treatment. Decreases in several key biomarkers for CAD risk, such as total cholesterol, LDL cholesterol, triacylglycerols, systolic blood pressure, and heart rate, were also observed. Additionally, we show here that a similar rate of weight loss was achieved during the ADF controlled food intake period when compared with the ADF self-selected food intake period. These data suggest that subjects were able to maintain the ADF meal pattern when preparing their own meals at home (ie, when removed from a clinically controlled environment).

Although CR is more frequently implemented than ADF to facilitate weight loss (4, 14), many obese patients find it difficult to adhere to CR because food intake must be limited every day by 15–40% of baseline needs (15–17). ADF regimens were created to increase adherence to dietary restriction protocols because

TABLE 3Plasma lipid concentrations at baseline and at the end of each phase of the trial¹

	Preloss control phase		Weight loss/ADF controlled food intake phase		Weight loss/ADF self-selected food intake phase		Overall <i>P</i> value ²
	Week 1	Week 3	Week 6 food intake day	Week 6 fast day	Week 10 food intake day	Week 10 fast day	
	Total cholesterol (mg/dL)	175 ± 8 ^a	175 ± 8 ^a	141 ± 6 ^b	140 ± 7 ^b	138 ± 6 ^b	
LDL cholesterol (mg/dL)	102 ± 9 ^a	106 ± 10 ^a	75 ± 9 ^b	73 ± 9 ^b	73 ± 7 ^b	72 ± 8 ^b	0.008
HDL cholesterol (mg/dL)	48 ± 4	42 ± 4	45 ± 4	45 ± 4	45 ± 3	46 ± 3	0.648
Triacylglycerols (mg/dL)	125 ± 15 ^a	136 ± 17 ^a	109 ± 18 ^b	110 ± 17 ^b	95 ± 12 ^c	88 ± 15 ^c	0.010

¹ All values are means ± SEMs; *n* = 16. ADF, alternate-day fasting. Values in the same row with different superscript letters are significantly different, *P* < 0.05 (Bonferroni analysis).

² Calculated by using one-factor ANOVA.

these regimens require energy restriction only every other day (4). In the present study, we measured the ability of obese subjects to adhere to their fast day energy goal. Our data show that adherence to ADF was high (days per week adherent: ≈85%) and that this level of adherence remained constant throughout the 8-wk trial. We also show here that adherence to the ADF protocol was similar between the controlled food intake phase and the self-selected food intake phase. These findings suggest that obese individuals are capable of self-selecting foods to meet their individual fast day energy goals. It should be noted,

however, that the subjects met weekly with a registered dietitian. In view of this, future studies should examine the ability of obese subjects to adhere to ADF regimens without the help of a dietitian. Such data would be more indicative of the efficacy of the ADF regimen for weight loss in the general population. It should also be noted that of the 20 subjects initially recruited to partake in the study, 2 individuals dropped out due to inability to comply with the fast day diet protocol. Thus, on the basis of these findings, it is possible that this dietary restriction protocol may not be well tolerated by 10% (or possibly more) of the obese population. Nevertheless, dropout rate data from ADF trials with larger sample sizes (eg, *n* = 68 subjects, calculated with a power of 80% and an α risk of 5%) are still required before solid conclusions can be reached. It should also be noted that this trial was not controlled. The need for a randomized controlled trial to test similar hypotheses is clearly warranted.

Decreases in body weight are directly related to degree of dietary adherence (17–20). In the present ADF study, obese subjects lost an average of 0.68 kg/wk, which corresponded to a total weight loss of 5.6 kg over 8 wk (95% CI: –7.4, –3.8). Because rate of weight loss was correlated to percentage weekly adherence, it can be assumed that the high adherence rate to ADF diets played a significant role in the total weight loss achieved. We also show here that rate of weight loss remained constant after the subjects switched from the ADF controlled food intake phase to the ADF self-selected food intake phase. Thus, the ADF diet may be an effective dietary strategy to help obese individuals achieve a stable, healthy rate of weight loss, even during periods of self-implementation. We predicted that subjects would lose a total of 4.5 kg fat mass after 8 wk (on the basis of a 75% decrease in energy intake on the fast day, with no change in energy intake on the feed day). The actual fat mass lost (5.4 kg) exceeded our predictions. This indicates that these subjects were also limiting their energy intake on the feed day, which may have occurred because the subjects knew they were enrolled in a weight loss trial. Our weight loss findings are similar to those of Johnson et al (7) (8% weight loss after 8 wk of ADF in overweight individuals). However, the trial by Johnson et al (7) takes precedence both in time and study design because it was a randomized controlled trial study. The degree of weight loss achieved by the present ADF regimen is also comparable to that of short-term CR trials (14, 21, 22). In view of these similar effects on body weight, ADF may be considered a suitable alternative to CR to help obese individuals lose weight. A study that directly compares the effects of ADF to that of CR on body weight and body

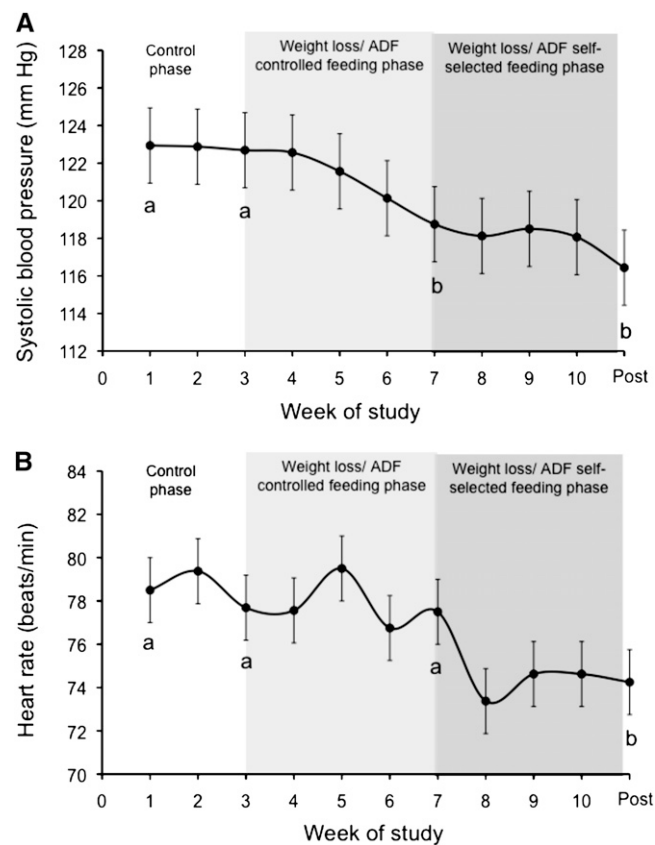


FIGURE 3. Mean (±SEM) systolic blood pressure and heart rate during each phase of the 10-wk trial. A: Systolic blood pressure values of subjects (*n* = 16) at each week. B: Heart rate values of subjects (*n* = 16) at each week. ADF, alternate-day fasting. Overall *P* values (*P* = 0.009 for blood pressure; *P* = 0.012 for heart rate) were calculated with the use of one-factor ANOVA. Values with different superscript letters are significantly different, *P* < 0.05 (Bonferroni analysis).

composition is undoubtedly an important next step in the ADF field. It must also be noted, however, that the degree of weight loss achieved by ADF may not be sustainable long term. Whether or not obese individuals are able to adhere to ADF over the long term and experience sustained weight loss will be an important focus of future research.

Beneficial modulations in several key CAD risk indicators were also noted in response to ADF. Total and LDL-cholesterol concentrations decreased by 21% and 25%, respectively, after 8 wk of diet. Triacylglycerol concentrations were also lowered by 32% when baseline values were compared with posttreatment values. These modulations in LDL-cholesterol and triacylglycerol concentrations are similar to those observed by Johnson et al (7). We also show that improvements in plasma LDL-cholesterol and triacylglycerol concentrations were correlated to changes in body weight and percentage body fat posttreatment. Thus, the degree of weight loss achieved by this ADF regimen most likely played a major role in the degree to which these plasma lipids were altered (23). No changes in HDL-cholesterol concentrations were observed throughout the trial. This lack of effect of ADF on HDL cholesterol is not surprising because this cardioprotective lipid parameter is generally augmented only in response to exercise training (24). An important next step in the ADF field will be to incorporate an exercise program into this lifestyle regimen. Perhaps with the addition of physical activity, HDL-cholesterol concentrations will increase, thus beneficially modulating the entire lipid profile. Findings from the majority of CR trials also report no change in HDL cholesterol after short durations of treatment (21, 22, 25). Lipid variable measurements were assessed on consecutive food intake and fast days at the end of each diet phase (after a 12-h fasting blood draw). Results reveal that consumption of food or fasting the day before the lipid assessment has no effect on lipid concentrations. Findings from the present study also show that 8 wk of ADF in obese individuals may reduce systolic blood pressure and heart rate. In view of the powerful association of high blood pressure with risk of CAD (26, 27), this finding further supports the cardioprotective actions of ADF.

In summary, our findings indicate that ADF may be implemented as an effective diet strategy to help obese individuals lose weight and to confer protection against CAD. ADF should therefore be considered a viable option for obese patients who wish to lose weight through dietary restriction but who are unable to adhere to daily CR.

The authors' responsibilities were as follows—KAV: designed the experiment, analyzed the data, and wrote the manuscript; SB and ECC: conducted the clinical trial, performed the laboratory analyses, and assisted with the preparation of the manuscript; and MCK: coordinated food preparation and distribution, provided technical assistance during the analysis phase of the experiment, and assisted with the preparation of the manuscript. The authors had no conflicts of interest to report.

REFERENCES

- Poirier P, Giles TD, Bray GA, et al. Obesity and cardiovascular disease: pathophysiology, evaluation, and effect of weight loss: an update of the 1997 American Heart Association Scientific Statement on Obesity and Heart Disease from the Obesity Committee of the Council on Nutrition, Physical Activity, and Metabolism. *Circulation* 2006;113:898–918.
- Turk MW, Yang K, Hravnak M, Sereika SM, Ewing LJ, Burke LE. Randomized clinical trials of weight loss maintenance: a review. *J Cardiovasc Nurs* 2009;24:58–80.
- Fontana L. Calorie restriction and cardiometabolic health. *Eur J Cardiovasc Prev Rehabil* 2008;15:3–9.
- Varady KA, Hellerstein MK. Alternate-day fasting and chronic disease prevention: a review of human and animal trials. *Am J Clin Nutr* 2007;86:7–13.
- Halberg N, Henriksen M, Soderhamn N, et al. Effect of intermittent fasting and refeeding on insulin action in healthy men. *J Appl Physiol* 2005;99:2128–36.
- Heilbronn LK, Smith SR, Martin CK, Anton SD, Ravussin E. Alternate-day fasting in nonobese subjects: effects on body weight, body composition, and energy metabolism. *Am J Clin Nutr* 2005;81:69–73.
- Johnson JB, Summer W, Cutler RG, et al. Alternate day calorie restriction improves clinical findings and reduces markers of oxidative stress and inflammation in overweight adults with moderate asthma. *Free Radic Biol Med* 2007;42:665–74.
- Hall DM, Most MM. Dietary adherence in well-controlled feeding studies. *J Am Diet Assoc* 2005;105:1285–8.
- Fappa E, Yannakoulia M, Pitsavos C, Skoumas I, Valourdou S, Stefanadis C. Lifestyle intervention in the management of metabolic syndrome: could we improve adherence issues? *Nutrition* 2008;24:286–91.
- Montoye HJ, Kemper HC, Saris WH, Washburn RA. Measuring physical activity and energy expenditure. Champaign, IL: Braun-Brumfield, 1996.
- Mifflin MD, St Jeor ST, Hill LA, Scott BJ, Daugherty SA, Koh YO. A new predictive equation for resting energy expenditure in healthy individuals. *Am J Clin Nutr* 1990;51:241–7.
- Bosy-Westphala A, Later W, Hitze B, et al. Accuracy of bioelectrical impedance consumer devices for measurement of body composition in comparison to whole body magnetic resonance imaging and dual X-ray absorptiometry. *Eur J Obes (Silver Spring)* 2008;1:319–24.
- Friedewald WT, Levy RI, Fredrickson DS. Estimation of the concentration of low-density lipoprotein cholesterol in plasma, without use of the preparative ultracentrifuge. *Clin Chem* 1972;18:499–502.
- Chaston TB, Dixon JB. Factors associated with percent change in visceral versus subcutaneous abdominal fat during weight loss: findings from a systematic review. *Int J Obes (Lond)* 2008;32:619–28.
- Malik VS, Hu FB. Popular weight-loss diets: from evidence to practice. *Nat Clin Pract Cardiovasc Med* 2007;4:34–41.
- Varma JL, Das S, Sankar R, Mannar MG, Levinson FJ, Hamer DH. Community-level micronutrient fortification of a food supplement in India: a controlled trial in preschool children aged 36–66 mo. *Am J Clin Nutr* 2007;85:1127–33.
- Das SK, Gilhooly CH, Golden JK, et al. Long-term effects of 2 energy-restricted diets differing in glycemic load on dietary adherence, body composition, and metabolism in CALERIE: a 1-y randomized controlled trial. *Am J Clin Nutr* 2007;85:1023–30.
- Dansinger ML, Gleason JA, Griffith JL, Selker HP, Schaefer EJ. Comparison of the Atkins, Ornish, Weight Watchers, and Zone diets for weight loss and heart disease risk reduction: a randomized trial. *JAMA* 2005;293:43–53.
- Warziski MT, Sereika SM, Styn MA, Music E, Burke LE. Changes in self-efficacy and dietary adherence: the impact on weight loss in the PREFER study. *J Behav Med* 2008;31:81–92.
- Sacks FM, Bray GA, Carey VJ, et al. Comparison of weight-loss diets with different compositions of fat, protein, and carbohydrates. *N Engl J Med* 2009;360:859–73.
- Cameron JD, Goldfield GS, Cyr MJ, Doucet E. The effects of prolonged caloric restriction leading to weight-loss on food hedonics and reinforcement. *Physiol Behav* 2008;94:474–80.
- Harp JB, Henry SA, DiGirolamo M. Dietary weight loss decreases serum angiotensin-converting enzyme activity in obese adults. *Obes Res* 2002;10:985–90.
- Dattilo AM, Kris-Etherton PM. Effects of weight reduction on blood lipids and lipoproteins: a meta-analysis. *Am J Clin Nutr* 1992;56:320–8.
- Ellison RC, Zhang Y, Qureshi MM, Knox S, Arnett DK, Province MA. Lifestyle determinants of high-density lipoprotein cholesterol: the National Heart, Lung, and Blood Institute Family Heart Study. *Am Heart J* 2004;147:529–35.
- Tapsell L, Batterham M, Huang XF, et al. Short term effects of energy restriction and dietary fat sub-type on weight loss and disease risk factors. *Nutr Metab Cardiovasc Dis (Epub ahead of print 29 June 2009)*.
- Kannel WB. Hypertension: reflections on risks and prognostication. *Med Clin North Am* 2009;93:541–58 (table of contents).
- Brindle P, Beswick A, Fahey T, Ebrahim S. Accuracy and impact of risk assessment in the primary prevention of cardiovascular disease: a systematic review. *Heart* 2006;92:1752–9.