



Support Resources

**Techniquest
Stuart Street
Cardiff
CF10 5BW**

**Tel: 029 20 475 475
www.techniquest.org**

DOW CORNING



**Llywodraeth Cymru
Welsh Government**

Show Summary

Delyth is visiting her cousin and aunt on Dragon Island but her cousin Dilwyn has gone missing. Help Delyth rescue Dilwyn by using a range of materials to solve challenges. Can you free Dilwyn from the clutches of Rugwurse the Terrible?

Pupils will explore materials, their properties and their uses through interactive group activities. Pupils investigate using problem solving and their knowledge and understanding of the world. This workshop will allow the pupils to work in groups to find solutions to overcome challenges and free Dilwyn.



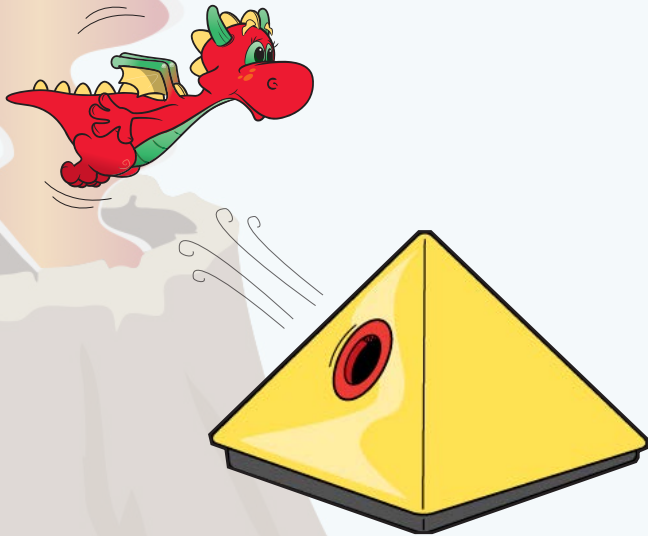
Copyright

Teachers may reproduce the following materials without infringing copyright, so long as copies are made for use in their own schools. Techniquest's permission must be obtained before reproducing these materials for any other purpose.

Acknowledgements

Special thanks to the Welsh Government and Dow Corning for their support. Thanks to the pupils and teachers of Cadoxton Primary School, Palmerston Primary School and Sully Primary School for their support and ideas.

Photo Fun




In each of the following photographs, Delyth is asking a question related to the workshop.


- Set pupils the challenge of answering the questions.
- Ask pupils if they remember the object and how it was used in the workshop. What do they remember about it?
- What did they find out from the workshop?
- Pupils could draw a picture of their favourite part of the workshop. They could add thought bubbles, like on the photographs of Delyth, to explain why they liked it.

Pupils can email their thoughts, comments and pictures about their time in Techniquest to:


DelythDragon@techniquest.org

Delyth will choose her favourite emails and photographs and these will be displayed in Techniquest. Look out for them next time you visit.





What kind of key is
needed to free Dilwyn?
How did we find the
key?

A red plush dragon with green horns and a yellow plastic ring. The dragon is sitting on a grey carpet, holding a large yellow plastic ring with its front paws. A speech bubble is coming from the dragon's mouth.

What is this?
What is it used for?

Who are these?
How did we stop them
climbing up the mountain?
What material was the best
to use?



Who is this?
What is he afraid of?
What material did we
use to scare him?



Making Monsters

Delyth met Rugwurse the Terrible and lots of other monsters on Dragon Island. Can you use different materials to make a collage of one of the monsters?

What you need:

- Sheet of coloured A4 card
- Scraps of fabric and ribbon
- Uncooked pasta shapes
- Newspapers and magazines
- Feathers
- Any other material samples you can find
- Glue
- Crayons or marker pens

What to do:

- Can your pupils use different materials to make a monster?
- Give each pupil a sheet of A4 card.
- Pupils can draw their monster onto the card before they start. They can draw the whole monster or just a portrait of its face.
- Pupils can then use glue to stick different materials to the card to make their monster.
- When complete, leave the monster collages to dry.
- Pin them up on the wall to make a monster wall of fame.

Ask pupils:


- What is your monster called?
- What features does your monster have?
- What different materials have you used to make it?
- Why did you choose these materials and not others?
- What other materials could you have used?
- What are the similarities between the materials you have been given?
- What are the differences between the materials you have been given?
- Which monster is the scariest?
- Which monster is the friendliest? Why?



Describing Monsters

Delyth has found one of Rugwurse the Terrible's monster friends. Answer the following questions in Welsh. You could use: bbc.co.uk/learnwelsh to help you.

- Give the monster a name.
- What colour is the monster's fur?
- What colour are the monster's eyes? How many eyes does the monster have?
- How many claws does the monster have? What colour are they?
- What colour is the monster's mouth?
- Is the monster tall or short? Large or small?



Materials Mayhem

Play Delyth's Materials Mayhem game and see how quickly you can run to the correct materials.

You will need:

- An open space
- Six or eight large samples of different materials or different objects

What you do:

- Place the materials or objects evenly around the edge of the game space.
- Encourage pupils to stand in the middle of the room.
- Call out a property of a material. For example, you could shout "shiny", "smooth" or "hard".
- When you call out, the pupils need to race to find a material or object that matches what you have shouted. Depending on the materials and objects you have selected, there may be more than one correct answer.
- Ask pupils to explain their choices. Any pupils who chose the wrong material (for example, something hard when you have said soft) must sit out for one turn.
- Play the game for between 10 and 15 minutes.


Ask pupils:

- What materials are used for making clothes? Why is this?
- What materials are used for making furniture? Why is this?
- What are the uses of shiny materials?
- What are the uses of rough materials?
- What kind of materials would you use to make a boat? Are these the same materials you would use to make a plane? Why is this?



Sorting Monsters

- Below there are lots of different monsters. With an adult's help, cut out the pictures.
- How can you sort the monsters into different groups?
- Why did you choose to sort them in this way?
- Now sort them into different groups.
- How did you sort them this time? Why did you choose to sort them in this way?
- How are these monsters similar? How are they different?
- Do any of the monsters look like you?



Curriculum Links

	Personal and social development, wellbeing and cultural diversity	Language, literacy and communication skills	Mathematical development	Welsh language development	Knowledge and understanding of the world	Physical development	Creative development
Materials Mystery Show	✓	✓		✓	✓	✓	
Delyth's photos from the show	✓	✓			✓	✓	
Making Monsters - Post-show activity		✓			✓		✓
Describing Monsters - Post-show activity	✓	✓		✓	✓		
Materials Mayhem - Post-show activity	✓	✓	✓		✓	✓	
Sorting Monsters - Post-show activity	✓	✓	✓		✓		✓