



Support Resources

**Techniquet
Stuart Street
Cardiff
CF10 5BW**

**Tel: 029 20 475 475
www.techniquet.org**



**Llywodraeth Cymru
Welsh Government**

Show Summary

Delyth the dragon has gone to visit her little cousin Dilwyn to see if he wants to play. But Dilwyn is feeling very unwell. Join Delyth as she investigates what has made Dilwyn ill. This interactive show encourages pupils to work together to name the outer parts of the body and to investigate bones and the major internal organs. Pupils can listen to their heartbeat and investigate x-rays. Pupils use their knowledge and experience to find out what has made Dilwyn ill. They are then challenged to pack a lunch for him to teach about healthy eating.



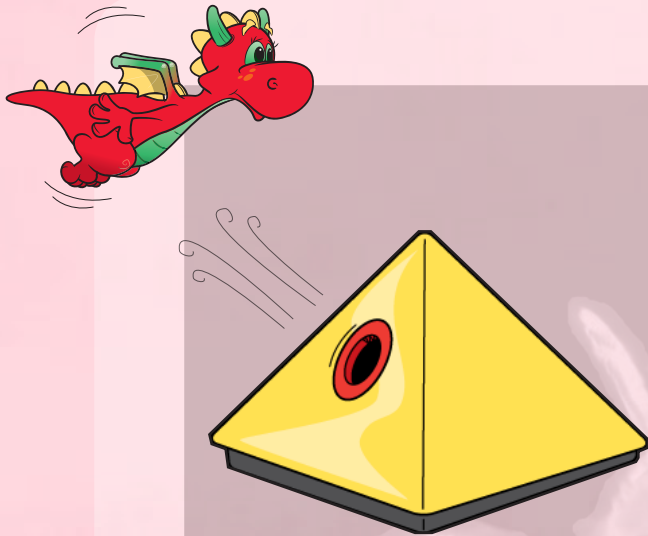
Copyright

Teachers may reproduce the following materials without infringing copyright, so long as copies are made for use in their own schools. Techniquest's permission must be obtained before reproducing these materials for any other purpose.

Acknowledgements

Special thanks to the Rayne Foundation for their support. Thanks to the pupils and teachers of Kitchener Primary School, Radnor Primary School and Lansdowne Primary School for their support and ideas.

Photo Fun




In each of the following photographs, Delyth is asking a question related to the workshop.

- Set pupils the challenge of answering the questions.
- Ask pupils if they remember the object and how it was used in the workshop. What do they remember about it?
- What did they find out from the workshop?
- Pupils could draw a picture of their favourite part of the workshop. They could add thought bubbles, like on the photographs of Delyth, to explain why they liked it.

Pupils can email their thoughts, comments and pictures about their time in Techniquist to:

DelythDragon@techniquist.org

Delyth will choose her favourite emails and photographs and these will be displayed in Techniquist. Look out for them next time you visit.



BODY BOTHER


TECHNIQUEST

Can you name these foods? Which of these do you eat?



Why was I
feeling ill? What
did Delyth teach
me?



A red and green stuffed dinosaur is positioned in the foreground, looking towards a large X-ray image of a human chest. The X-ray shows the ribcage and internal organs. A speech bubble is next to the dinosaur.

What is this picture called?
What part of the body is this?

BODY BOTHER

TECHNIQUEST

What is this?
What is it used for?
Who uses it?




Misfits!

What you need:

- Large pieces of paper
- Crayons or coloured pencils

What you do:

- Fold the paper into thirds.
- Hand one piece of paper to every pupil.
- Ask the pupils to draw a head on the top of the paper in the first third. They should try to fill as much of this third of the paper as possible. Pupils can draw people, animals, or even monsters.
- When they have all drawn a head, they should turn their paper over to show the blank middle section.
- Pupils should pass their paper to the person sat on their left. The pupil they are passing to must not look at the drawing of the head.
- Pupils then draw a torso and arms in the middle page. They should try and fill as much of this third of the page as possible. Again, they can draw a person, animal or monster.
- When they have finished drawing their torsos, pupils should turn the page over again, to show the blank bottom third of the paper.
- Pupils should pass this to the person on their left. Again, they must not look at what has been drawn.
- In this last section, pupils should draw legs and feet.
- When they have finished pupils should pass their drawings to the person on their left. They can open the paper up and see the misfit that has been drawn!
- Encourage pupils to describe their misfit. Can they give them a name? What are they like? Friendly? Mean? Funny?



Feeling ill

- Think about the last time you felt unwell. How did you feel? What was wrong?
- Find out the phrase for 'feeling ill' in Welsh.
- Find out the Welsh word for whatever was wrong with you (headache, bad stomach, etc).
- You could use: bbc.co.uk/learnwelsh to help you.
- Write a sentence in Welsh in the large bubble to describe the last time you were ill.



Food Race

Delyth loved helping Dilwyn pack his lunchboxes for school. Try this game and see if you can name lots of different foods.

What you'll need:

- Lots of different pictures of food. These could be printed off the internet or ripped from magazines. You could ask pupils to bring in the images in preparation for this activity.
- A large space for running around.

What you do:

- Place all of the different food images around the edges of the room.
- Encourage pupils to stand in the middle of the room.
- Call out a type of food or a meal. For example, you could shout "Fruit", "chocolate" or "breakfast".
- When you call out, the pupils need to race to find a food picture that matches what you have shouted out.
- Ask pupils to explain their choices. Any pupils who choose the wrong food (for example, roast chicken for breakfast) must sit out for one turn.
- Play the game for between 10 and 15 minutes.

Ask pupils:

- Which food do you eat for

breakfast?

- Why is breakfast important?
- Which foods do you eat as a snack?
- Which foods should we eat plenty of?
- Which foods should we not eat too much of?
- What is your favourite food?
- What food do you dislike?



Food Charts

What you need:

- Paper
- Glue
- Pictures of food
- Crayons

What you do:

- Ask pupils to keep a record of the food they eat every day for a week.
- Pupils should complete a chart, like the one below, to show the different foods they have eaten. Pupils can either draw in the boxes using crayons, or they can cut out pictures from magazines or from the internet and stick them in place.

Ask pupils:

- Which foods have you eaten the most of in the week?
- How many portions of fruit and vegetables have you eaten each day?
- Did you eat the same amount of food every day?
- What is your favourite food that you have eaten this week?
- How many sweets and treats have you eaten this week?
- What drinks have you had this week? Are these hot or cold drinks?
- Have any other pupils eaten the same as you?

Monday	Tuesday	Wednesday	Thursday	Friday	Saturday	Sunday



Curriculum Links

	Personal and social development, wellbeing and cultural diversity	Language, literacy and communication skills	Mathematical development	Welsh language development	Knowledge and understanding of the world	Physical development	Creative development
Body Bother workshop	✓	✓		✓	✓	✓	
Delyth's photos from the workshop	✓	✓			✓	✓	
Misfits! - post-workshop activity		✓			✓		✓
Feeling ill - post-workshop activity	✓	✓		✓	✓		
Food race - post-workshop activity	✓	✓	✓		✓	✓	
Food charts - post-workshop activity	✓	✓	✓		✓		